



BHA Racing Data Pack

July 2017

James Follows (jfollows@britishhorseracing.com)

© British Horseracing Authority
2017

1 Jan to 31 July

1

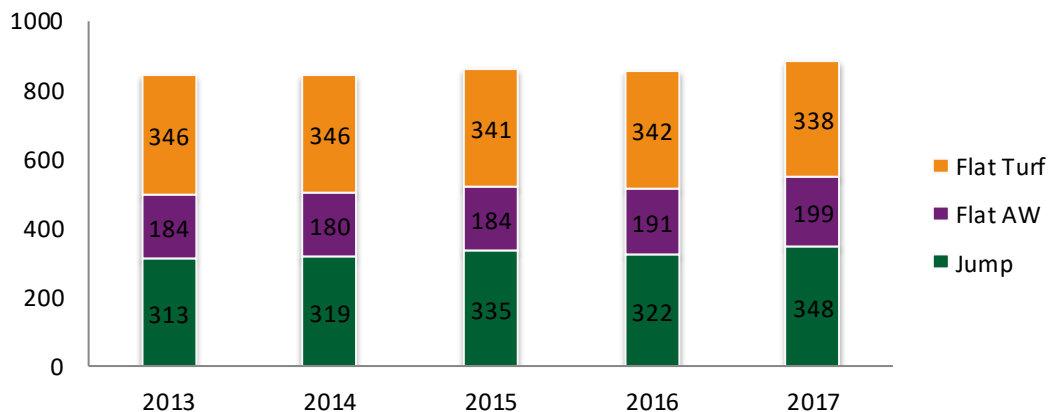
Fixtures (YTD)

Fixtures Scheduled

Code	2013	2014	2015	2016	2017
Flat Turf	349	354	348	357	339
Flat AW	184	174	176	177	200
Jump	347	350	357	359	363
Total	880	878	881	893	902

Note: Flat includes Mixed Meetings.

Fixtures Run



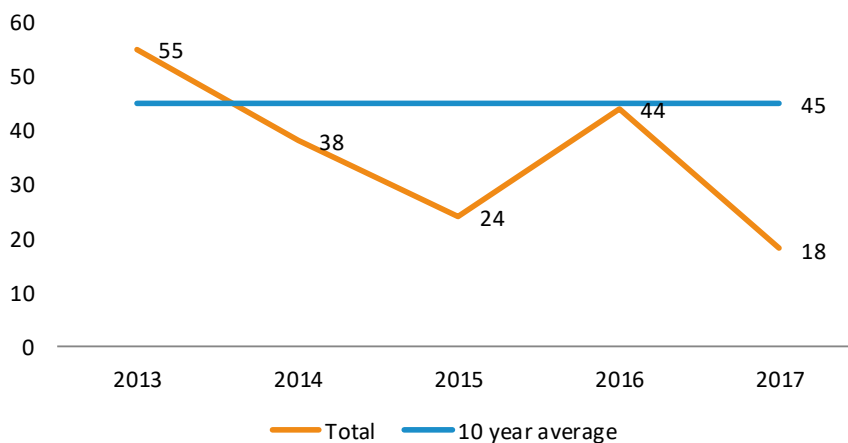
Note: includes Additional, Rescheduled & Partially Abandoned fixtures. Flat includes Mixed.

Abandonments

Code	2013	2014	2015	2016	2017
Flat Turf	2	3	0	5	0
Flat AW	5	0	0	0	1
Jump	48	35	24	39	17
Total	55	38	24	44	18

Note: Flat includes Mixed Meetings.

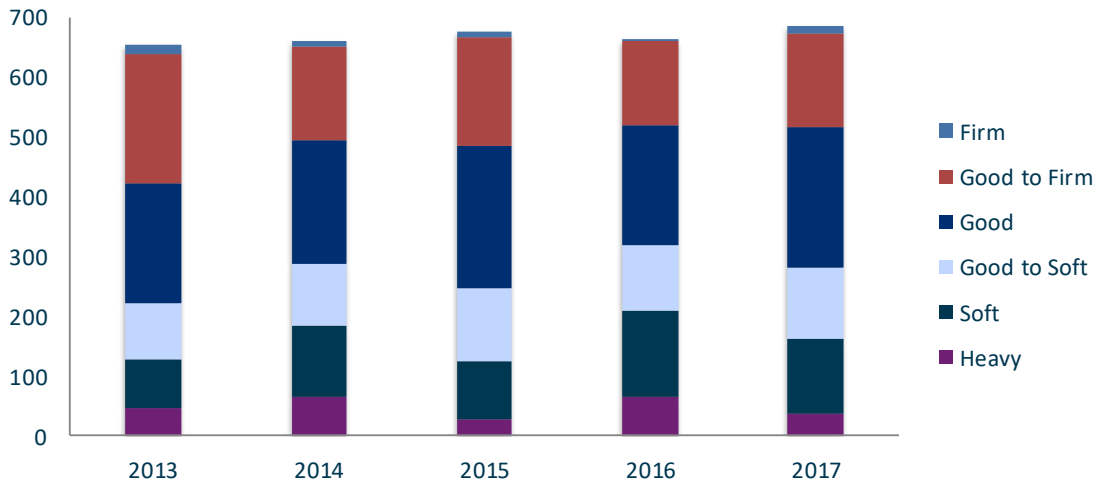
Total Abandonments



Turf Fixtures by Going

	2013	2014	2015	2016	2017
Firm	17	10	10	2	12
Good to Firm	215	157	181	140	156
Good	200	206	237	201	238
Good to Soft	93	104	123	109	117
Soft	84	119	97	144	125
Heavy	45	65	28	66	38

Turf Fixtures by Going

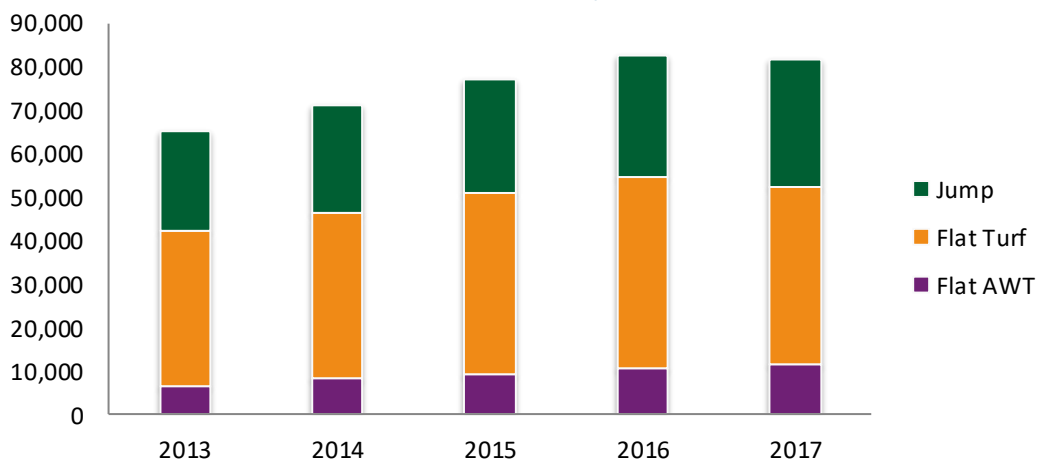


Total Prize Money (£ 000's)

Code	2013	2014	2015	2016	2017
Flat AWT	6,293	8,286	9,230	10,701	11,239
Flat Turf	35,711	37,842	41,606	43,994	40,868
Jump	22,987	24,676	26,206	27,787	29,343
Total	64,992	70,803	77,042	82,482	81,451

Note: Due to a calendar effect, the Qatar Goodwood Festival falls into the month of August this year.

Total Prize Money (£ 000's)



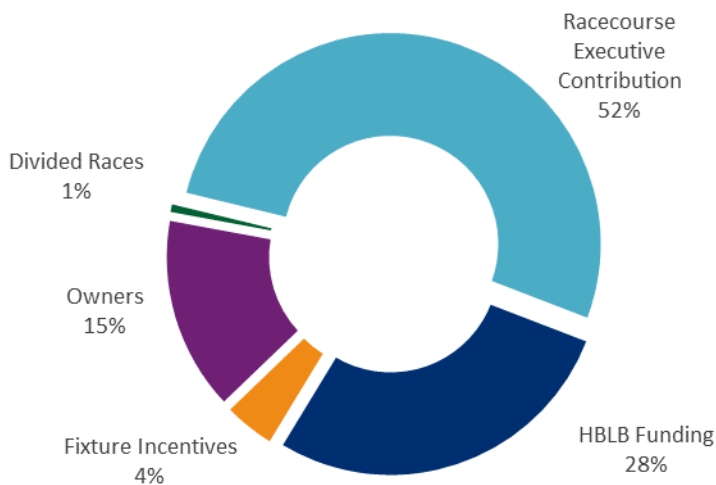
James Follows (jfollows@britishhorseracing.com)

© British Horseracing Authority
2017

Fixture Funding by Source

Year	No. Fixtures	Average Prize Fund	HBLB Funding	Fixture Incentives	Owners	Divided Races	Racecourse Executive Contribution
2016	855	£96,481	£27,209	£4,208	£15,635	£852	£48,314
2017	885	£92,005	£25,596	£3,788	£13,833	£798	£47,809
	3.51%	-4.64%	-5.93%	-9.98%	-11.53%	-6.34%	-1.05%

Average Fixture Funding by Source in 2017



Average Prize Money (£) (by Race)

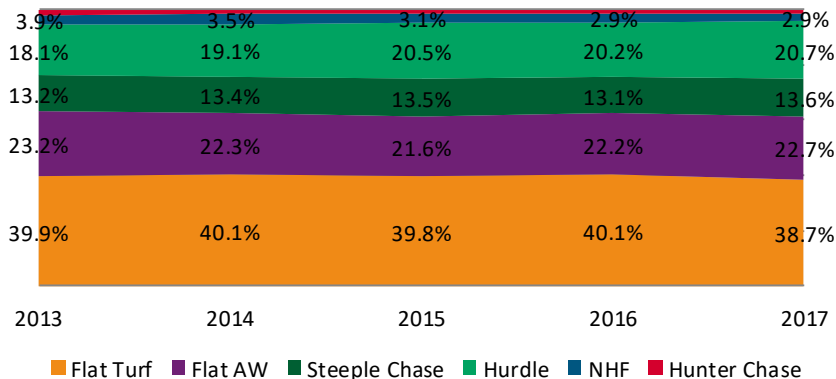
Code	2013	2014	2015	2016	2017
Flat AWT	4,570	6,272	7,228	8,150	8,086
Flat Turf	15,094	15,920	17,682	18,524	17,229
Jump	10,496	11,085	11,464	12,466	12,381
Total	10,954	11,952	13,023	13,940	13,283

Races (YTD)

Races Run

Code	2013	2014	2015	2016	2017
Flat Turf	2,366	2,377	2,353	2,375	2,372
Flat AW	1,377	1,321	1,277	1,313	1,390
Steeple Chase	781	791	800	774	834
Hurdle	1,073	1,132	1,210	1,195	1,269
NHF	229	209	182	173	177
Hunter Chase	107	94	94	87	90
Total	5,933	5,924	5,916	5,917	6,132

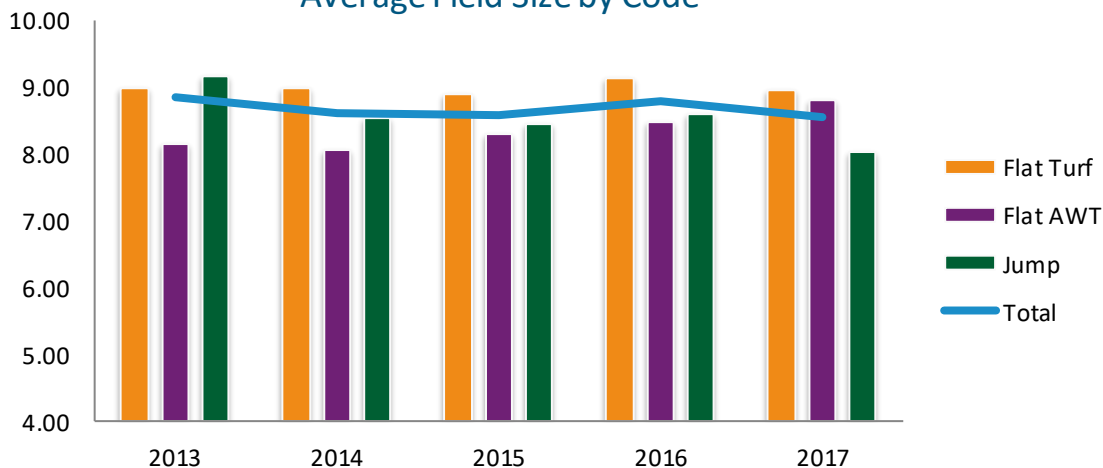
Percentage of Races Run by Type



Average Field Size

Code	2013	2014	2015	2016	2017
Flat Turf	8.98	8.98	8.88	9.12	8.95
Flat AWT	8.15	8.06	8.31	8.49	8.79
Flat	8.67	8.65	8.68	8.89	8.89
Jump	9.17	8.54	8.44	8.61	8.03
Total	8.86	8.61	8.59	8.79	8.56

Average Field Size by Code



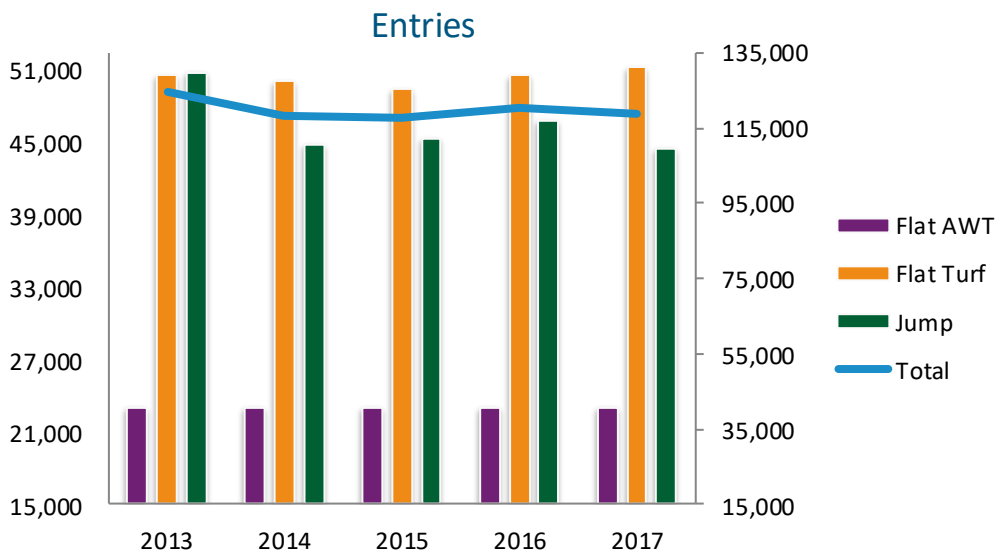
James Follows (jfollows@britishhorseracing.com)

© British Horseracing Authority

2017

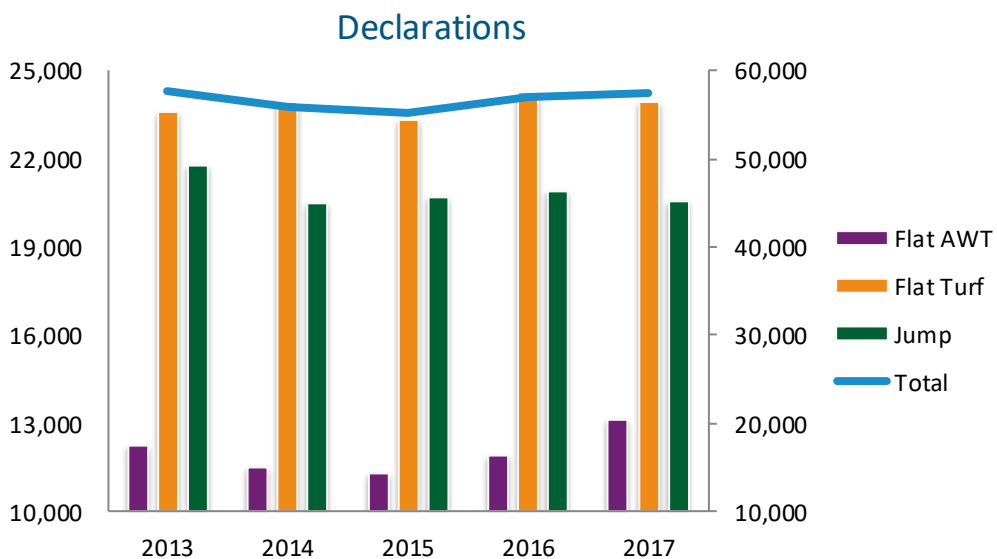
Entries

Code	2013	2014	2015	2016	2017
Flat AWT	23,104	23,104	23,104	23,104	23,104
Flat Turf	50,656	50,151	49,515	50,612	51,298
Jump	50,852	44,839	45,331	46,800	44,470
Total	124,612	118,094	117,950	120,516	118,872



Declarations

Code	2013	2014	2015	2016	2017
Flat AWT	12,225	11,503	11,286	11,895	13,078
Flat Turf	23,578	23,926	23,359	24,274	23,911
Jump	21,798	20,510	20,673	20,914	20,561
Total	57,601	55,939	55,318	57,083	57,550

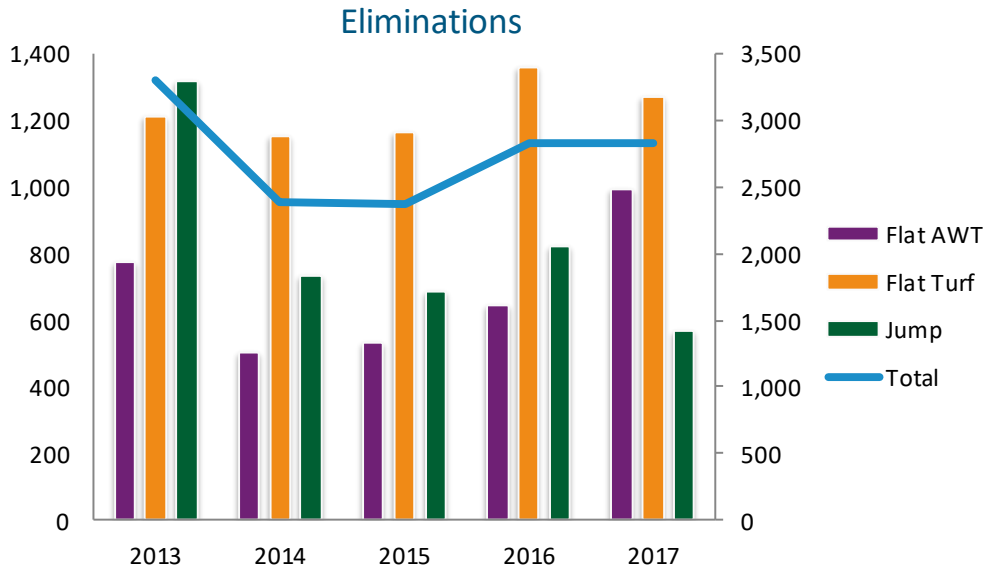


James Follows (jfollows@britishhorseracing.com)

© British Horseracing Authority
2017

Eliminations

Code	2013	2014	2015	2016	2017
Flat AWT	772	501	530	645	995
Flat Turf	1,214	1,155	1,163	1,358	1,272
Jump	1,318	735	686	822	567
Total	3,304	2,391	2,379	2,825	2,834

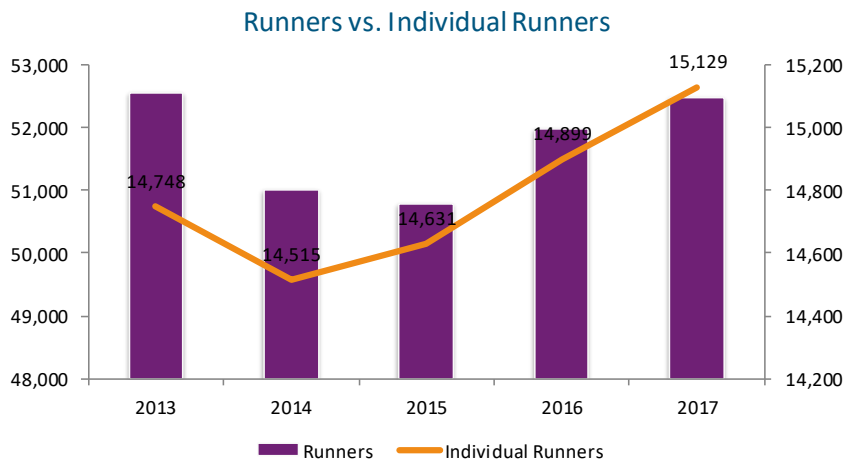


Runners

Code	2013	2014	2015	2016	2017
Flat	32,465	31,987	31,510	32,804	33,443
Jump	20,083	19,019	19,287	19,185	19,032
Total	52,548	51,006	50,797	51,989	52,475

Individual Runners

Code	2013	2014	2015	2016	2017
Flat	7,835	7,894	7,878	8,225	8,507
Jump	6,248	5,997	6,163	6,093	6,131
Dual	665	624	590	581	491
Total	14,748	14,515	14,631	14,899	15,129



James Follows (jfollows@britishhorseracing.com)

© British Horseracing Authority
2017

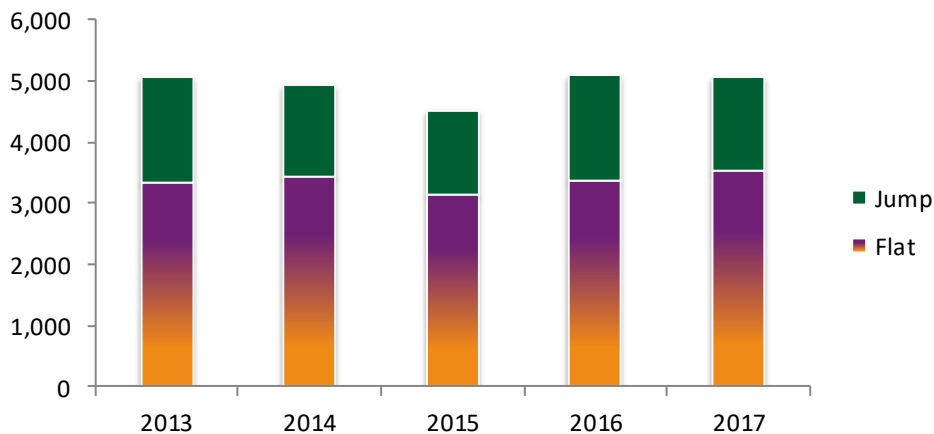
Average No. of Runs per Horse

Code	2013	2014	2015	2016	2017
Flat	3.82	3.76	3.72	3.73	3.72
Jump	2.91	2.87	2.86	2.87	2.87
Total	3.56	3.51	3.47	3.49	3.47

Non-Runners

Code	2013	2014	2015	2016	2017
Flat	3,338	3,442	3,135	3,365	3,546
Jump	1,715	1,491	1,386	1,729	1,529
Total	5,053	4,933	4,521	5,094	5,075

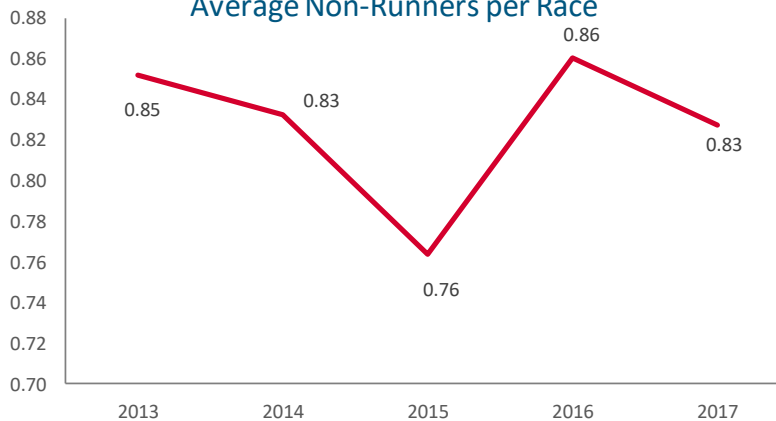
Non-Runners



Non-Runners as a % of Declarations

Code	2013	2014	2015	2016	2017
Flat	9.3%	9.7%	9.0%	9.3%	9.6%
Jump	7.9%	7.3%	6.7%	8.3%	7.4%
Total	8.8%	8.8%	8.2%	8.9%	8.8%

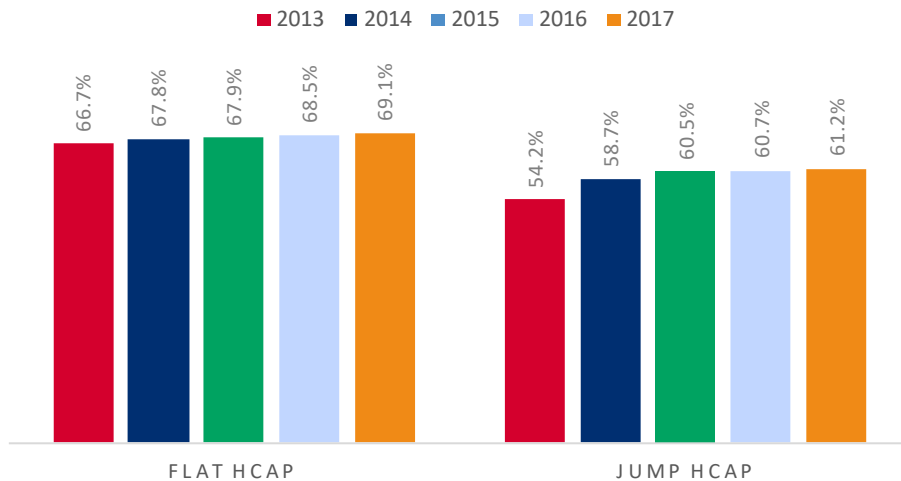
Average Non-Runners per Race



Average Field Size (by Race Type)

	2013	2014	2015	2016	2017
FLAT	8.67	8.65	8.68	8.89	8.89
Pattern/Listed	9.02	9.23	9.07	9.26	10.00
Handicap	9.07	8.87	8.96	9.17	9.15
WFA Conditions	6.39	6.92	6.32	6.51	6.94
Maiden	8.53	8.67	8.59	8.96	8.56
Novice	4.59	5.50	5.06	7.58	8.39
Sellers/Claimers	6.30	6.74	6.75	6.85	7.14
Auction Races	8.02	8.06	7.77	8.07	8.20
Sales Races	17.33	17.00	13.00	16.00	-
STEEPLE CHASE	7.81	7.39	7.33	7.69	7.16
Pattern/Listed	12.11	11.33	11.29	11.25	10.26
Handicap	7.98	7.44	7.31	7.72	7.16
Maiden/Novice	6.09	4.86	4.82	4.69	4.52
WFA Conditions	6.50	6.40	6.67	7.00	7.00
HURDLE	10.05	9.13	8.97	9.13	8.46
Pattern/Listed	11.43	11.44	11.28	10.98	10.69
Handicap	10.40	9.36	9.24	9.62	8.86
Maiden/Novice	9.71	8.68	8.36	8.22	7.59
WFA Conditions	7.43	4.50	6.00	4.00	3.00
Sellers/Claimers	8.05	7.62	7.86	8.03	7.65
NHF RACES	10.00	9.54	9.44	9.00	8.79
HUNTER CHASES	8.56	8.97	9.02	8.78	8.30

% Races Run as Handicaps

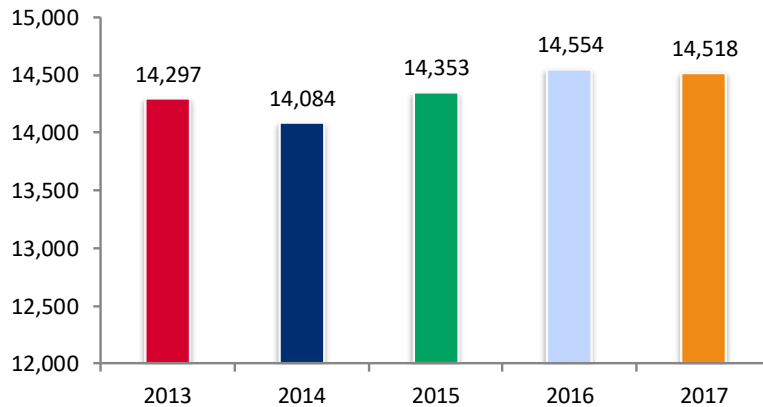


Horses in Training (Monthly Average)

All

Code	2013	2014	2015	2016	2017
Flat	9,047	9,155	9,349	9,463	9,631
Jump	4,389	4,294	4,412	4,490	4,242
Dual	597	634	592	601	644
Total	14,297	14,084	14,353	14,554	14,518

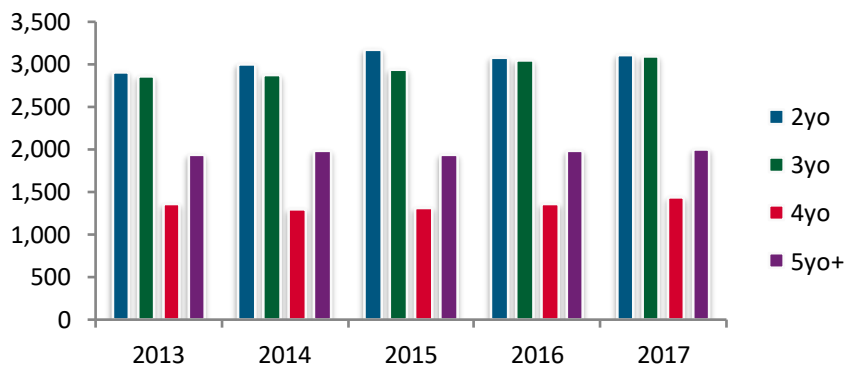
Horses in Training (All)



Flat

Age	2013	2014	2015	2016	2017
2yo	2,908	2,993	3,170	3,080	3,109
3yo	2,850	2,878	2,931	3,049	3,087
4yo	1,359	1,297	1,313	1,359	1,433
5yo+	1,930	1,987	1,935	1,974	2,003
Total	9,047	9,155	9,349	9,462	9,631

Horses in Training (Flat)



Jump

Age	2013	2014	2015	2016	2017
3yo	13	18	22	17	29
4yo	412	398	441	432	436
5yo+	3,963	3,720	3,712	3,811	3,777
Total	4,389	4,136	4,174	4,260	4,242

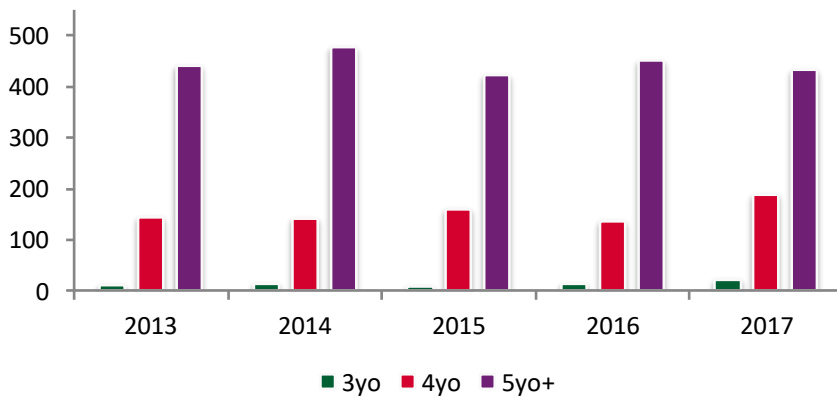
Horses in Training (Jump)



Dual

Age	2013	2014	2015	2016	2017
3yo	11	14	10	15	23
4yo	144	141	159	136	188
5yo+	442	479	422	451	433
Total	597	634	592	601	644

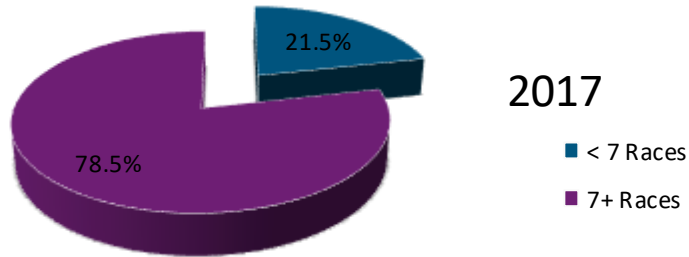
Horses in Training (Dual)



OTHER KPIs (YTD)

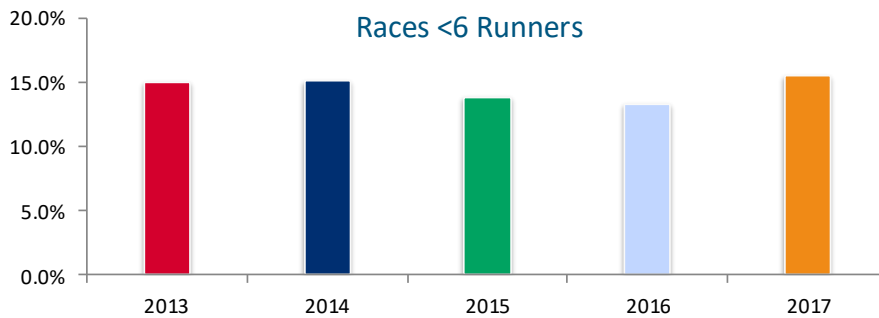
7 Race Cards

	2013	2014	2015	2016	2017
< 7 Races	14.2%	12.2%	23.8%	21.9%	21.5%
7+ Races	85.8%	87.8%	76.2%	78.1%	78.5%



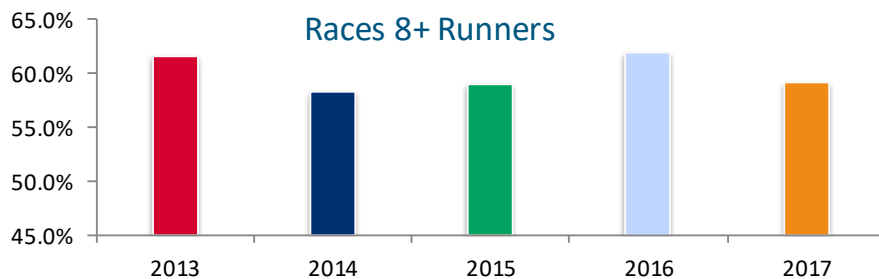
Races with fewer than 6 Runners

Code	2013	2014	2015	2016	2017
Flat	15.6%	13.5%	12.6%	10.7%	11.2%
Jump	14.1%	17.7%	15.9%	17.7%	22.6%
Total	15.0%	15.1%	13.9%	13.3%	15.6%



Races with 8 (or more) Runners

Code	2013	2014	2015	2016	2017
Flat	60.4%	60.2%	61.1%	64.5%	65.4%
Jump	63.7%	55.2%	55.6%	58.0%	49.5%
Total	61.6%	58.3%	59.0%	62.0%	59.2%



James Follows (jfollows@britishhorseracing.com)

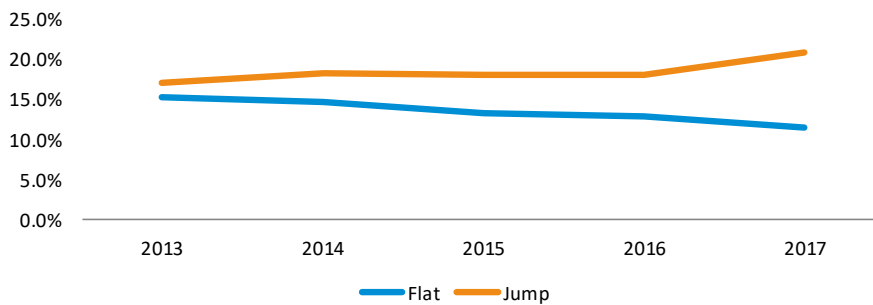
© British Horseracing Authority

2017

Races with Odds On Favourites

Code	2013	2014	2015	2016	2017
Flat	15.2%	14.5%	13.2%	12.8%	11.5%
Jump	17.1%	18.2%	18.0%	18.0%	20.9%
Total	15.9%	15.9%	15.1%	14.8%	15.2%

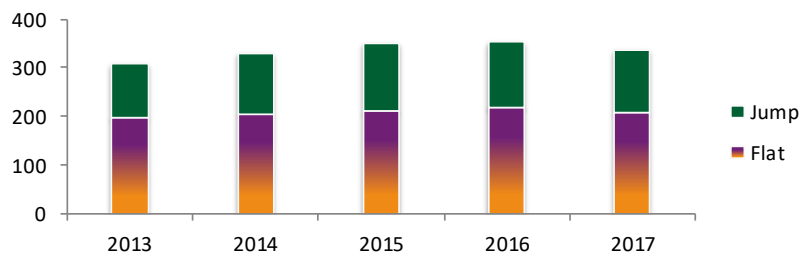
Races with Odds On Favourites



Free to Air Televised Races

Code	2013	2014	2015	2016	2017
Flat	197	202	210	217	206
Jump	112	127	140	135	130
Total	309	329	350	352	336

Free to Air Televised Races



Flat Conditions Stakes included within BHA handicapping trial

Year	Races	Runners	AFS	No. <6 runners	% failure
2016	22	108	4.91	18	81.8%
2017	22	126	5.73	9	40.9%

1lb and 2lb Overweights

Race Type	Races	Over Weight Runners	Over Weight Wins	Strikerate	AFS	IV
Flat AW	1016	717	109	15.2%	9.13	1.39
Flat Turf	1522	915	145	15.8%	9.05	1.43
Jump	1328	561	73	13.0%	8.00	1.04

Mares' and Fillies' Races

Year	Code	Races	Runners	AFS	No. <6 runners	% Failure	Avg. Prize Fund
2016	Flat	402	3593	8.94	59	14.7%	£19,394
2017	Flat	411	3803	9.25	74	18.0%	£17,323
2016	Jump	175	1455	8.31	37	21.1%	£8,795
2017	Jump	209	1644	7.87	59	28.2%	£8,797

2yo Novice Stakes

Year	No. of Races	Average Field Size	Penalty Carriers	Non Penalty Carriers	Winning Penalty Carriers	Penalty Carrier Strike Rate	Penalty Carrier Impact Value
2016	175	8.73	95	1432	28	29.5%	1.97
2017	248	9.75	121	2297	37	30.6%	2.30



BHA Racing Data Pack

July 2017

James Follows (jfollows@britishhorseracing.com)

© British Horseracing Authority
2017

1 Jan to 31 July

15