



BHA Racing Data Pack

August 2017

James Follows (jfollows@britishhorseracing.com)

© British Horseracing Authority
2017

1 Jan to 31 August

1

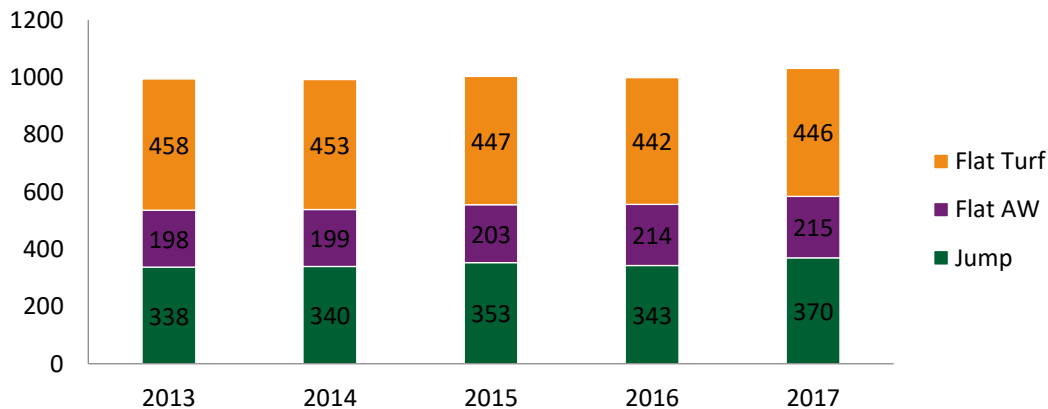
Fixtures (YTD)

Fixtures Scheduled

Code	2013	2014	2015	2016	2017
Flat Turf	462	463	456	458	448
Flat AW	198	191	193	200	215
Jump	372	371	375	380	385
Total	1,032	1,025	1,024	1,038	1,048

Note: Flat includes Mixed Meetings.

Fixtures Run



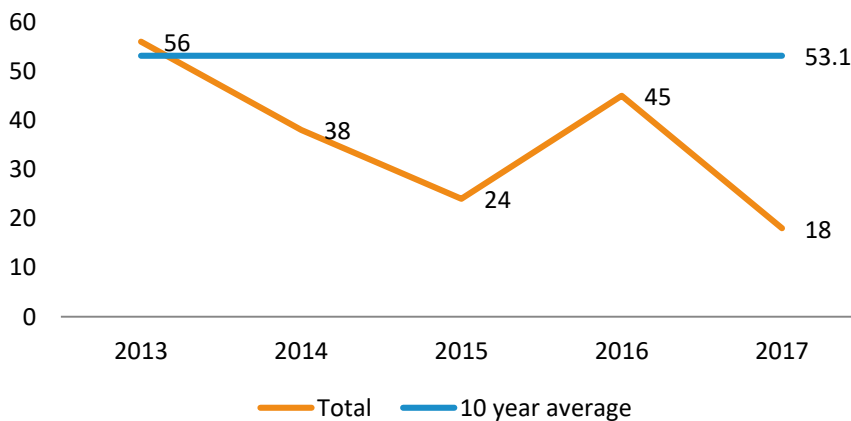
Note: includes Additional, Rescheduled & Partially Abandoned fixtures. Flat includes Mixed.

Abandonments

Code	2013	2014	2015	2016	2017
Flat Turf	3	3	0	6	0
Flat AW	5	0	0	0	1
Jump	48	35	24	39	17
Total	56	38	24	45	18

Note: Flat includes Mixed Meetings.

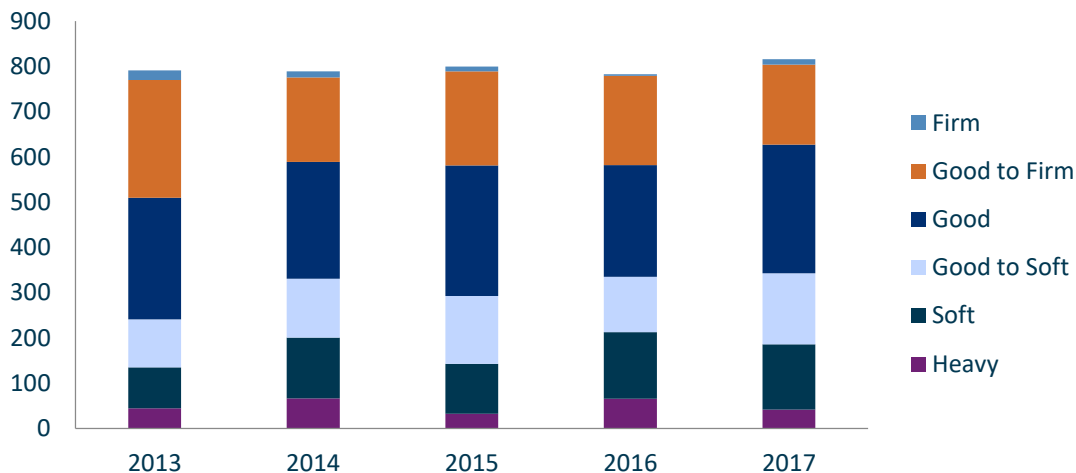
Total Abandonments



Turf Fixtures by Going

	2013	2014	2015	2016	2017
Firm	21	13	11	4	12
Good to Firm	260	187	208	197	177
Good	269	258	288	247	284
Good to Soft	106	130	150	122	157
Soft	90	134	110	147	144
Heavy	45	67	33	66	42

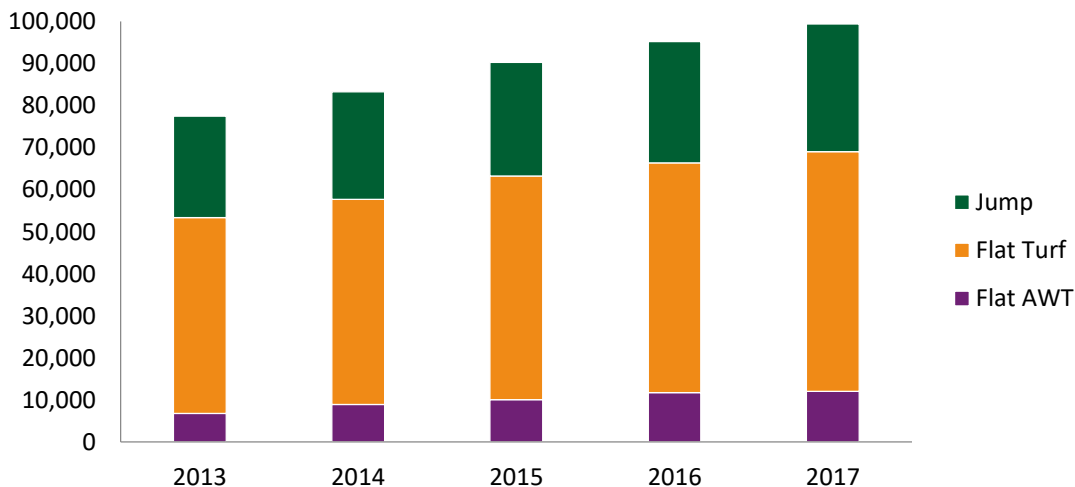
Turf Fixtures by Going



Total Prize Money (£ 000's)

Code	2013	2014	2015	2016	2017
Flat AWT	6,769	8,958	10,086	11,777	13,086
Flat Turf	46,630	48,726	53,183	54,646	56,964
Jump	24,104	25,611	27,041	28,779	29,366
Total	77,503	83,296	90,311	95,202	99,415

Total Prize Money (£ 000's)



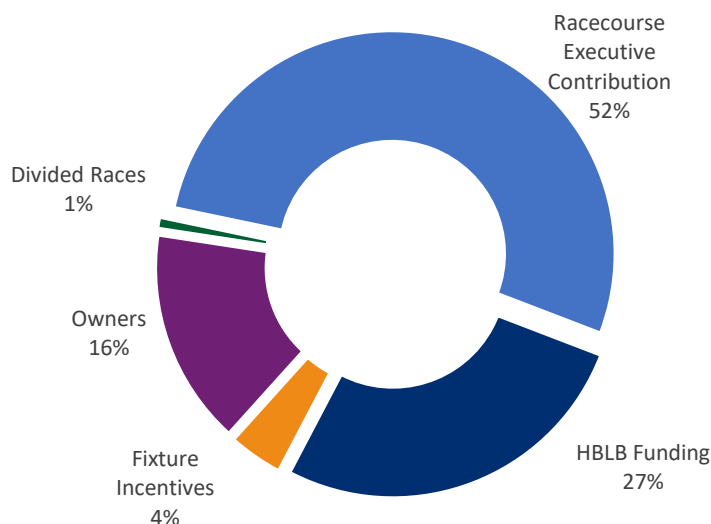
James Follows (jfollows@britishhorseracing.com)

© British Horseracing Authority
2017

Fixture Funding by Source

Year	No. Fixtures	Average Prize Fund	HBLB Funding	Fixture Incentives	Owners	Divided Races	Racecourse Executive Contribution
2016	999	£95,307	£26,252	£4,065	£15,668	£805	£48,286
2017	1031	£96,423	£25,842	£3,835	£15,142	£834	£50,565
	3.20%	1.17%	-1.56%	-5.66%	-3.36%	3.60%	4.72%

Average Fixture Funding by Source in 2017



Average Prize Money (£) (by Race)

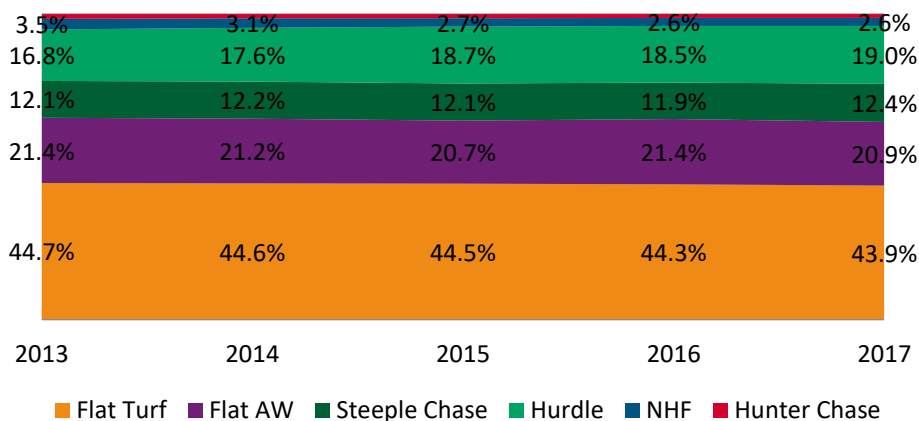
Code	2013	2014	2015	2016	2017
Flat AWT	4,540	6,102	7,068	7,952	8,065
Flat Turf	14,941	15,769	17,312	17,864	18,140
Jump	10,183	10,793	11,220	12,133	12,041
Total	11,105	12,018	13,071	13,773	13,884

Races (YTD)

Races Run

Code	2013	2014	2015	2016	2017
Flat Turf	3,121	3,090	3,072	3,059	3,141
Flat AW	1,491	1,468	1,427	1,481	1,498
Steeple Chase	844	844	838	823	889
Hurdle	1,175	1,219	1,290	1,281	1,360
NHF	241	216	188	181	184
Hunter Chase	107	94	94	87	90
Total	6,979	6,931	6,909	6,912	7,162

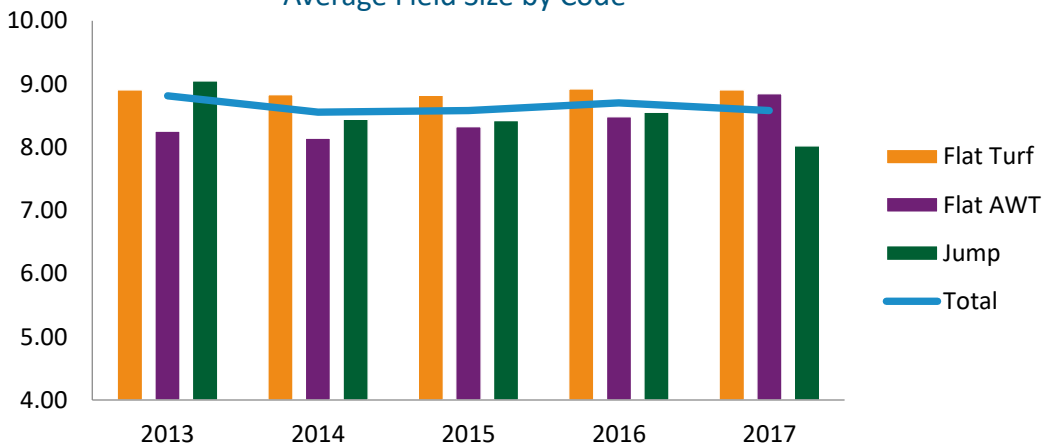
Percentage of Races Run by Type



Average Field Size

Code	2013	2014	2015	2016	2017
Flat Turf	8.90	8.83	8.82	8.92	8.90
Flat AWT	8.25	8.14	8.32	8.48	8.85
Flat	8.69	8.61	8.66	8.78	8.88
Jump	9.05	8.44	8.42	8.55	8.02
Total	8.81	8.55	8.58	8.70	8.58

Average Field Size by Code



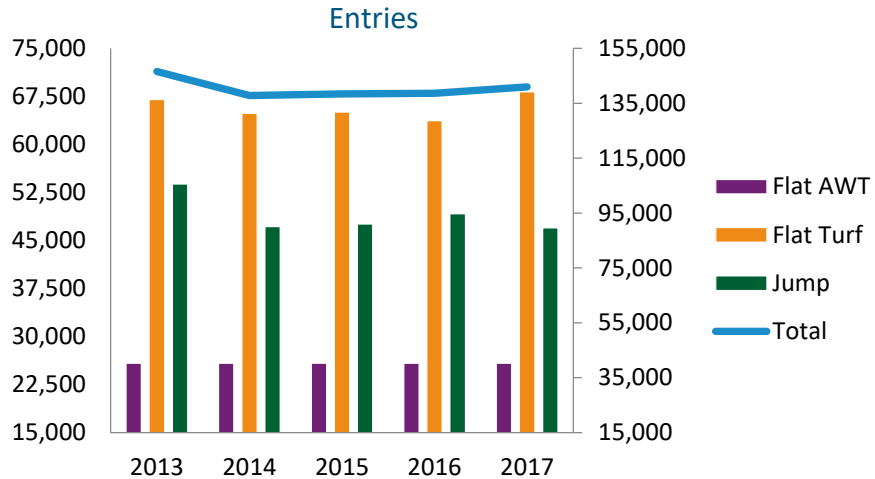
James Follows (jfollows@britishhorseracing.com)

© British Horseracing Authority

2017

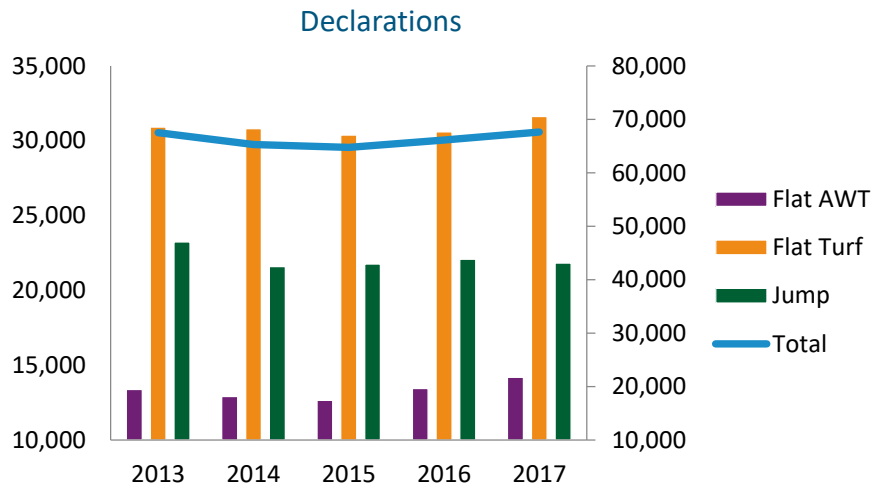
Entries

Code	2013	2014	2015	2016	2017
Flat AWT	25,805	25,805	25,805	25,805	25,805
Flat Turf	66,999	64,839	65,074	63,726	68,216
Jump	53,810	47,165	47,565	49,144	46,980
Total	146,614	137,809	138,444	138,675	141,001



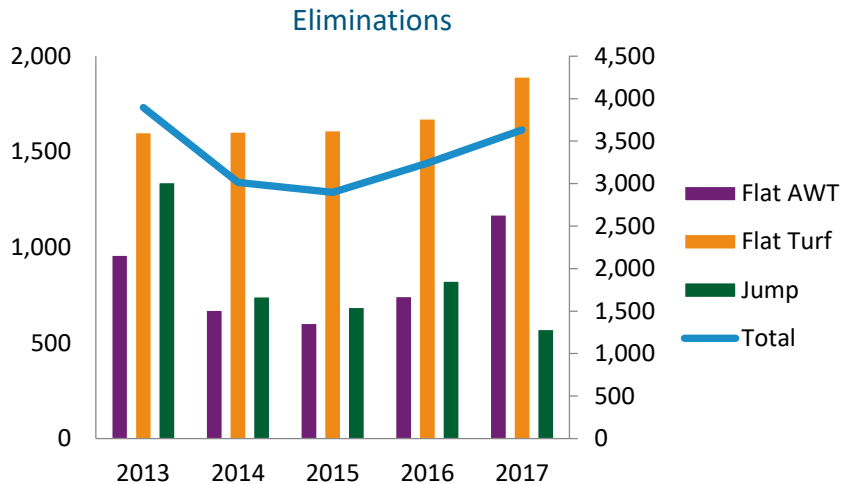
Declarations

Code	2013	2014	2015	2016	2017
Flat AWT	13,383	12,906	12,639	13,431	14,183
Flat Turf	30,923	30,800	30,369	30,603	31,620
Jump	23,226	21,596	21,767	22,085	21,821
Total	67,532	65,302	64,775	66,119	67,624



Eliminations

Code	2013	2014	2015	2016	2017
Flat AWT	958	671	602	743	1,170
Flat Turf	1,599	1,603	1,609	1,672	1,891
Jump	1,339	741	686	824	571
Total	3,896	3,015	2,897	3,239	3,632

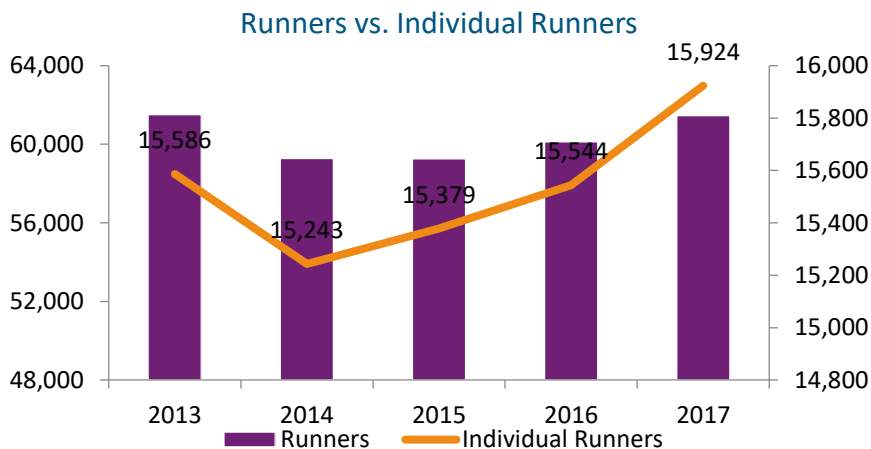


Runners

Code	2013	2014	2015	2016	2017
Flat	40,089	39,239	38,969	39,844	41,217
Jump	21,415	20,031	20,287	20,283	20,231
Total	61,504	59,270	59,256	60,127	61,448

Individual Runners

Code	2013	2014	2015	2016	2017
Flat	8,496	8,470	8,492	8,740	9,142
Jump	6,339	6,078	6,220	6,162	6,205
Dual	751	695	667	642	577
Total	15,586	15,243	15,379	15,544	15,924



James Follows (jfollows@britishhorseracing.com)

© British Horseracing Authority
2017

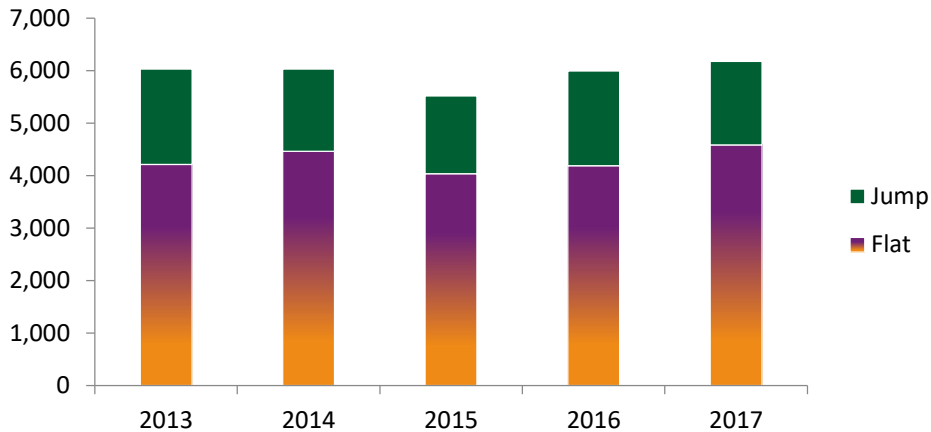
Average No. of Runs per Horse

Code	2013	2014	2015	2016	2017
Flat	4.34	4.28	4.25	4.25	4.24
Jump	3.02	2.96	2.95	2.98	2.98
Total	3.95	3.89	3.85	3.87	3.86

Non-Runners

Code	2013	2014	2015	2016	2017
Flat	4,217	4,467	4,039	4,190	4,586
Jump	1,811	1,565	1,480	1,802	1,590
Total	6,028	6,032	5,519	5,992	6,176

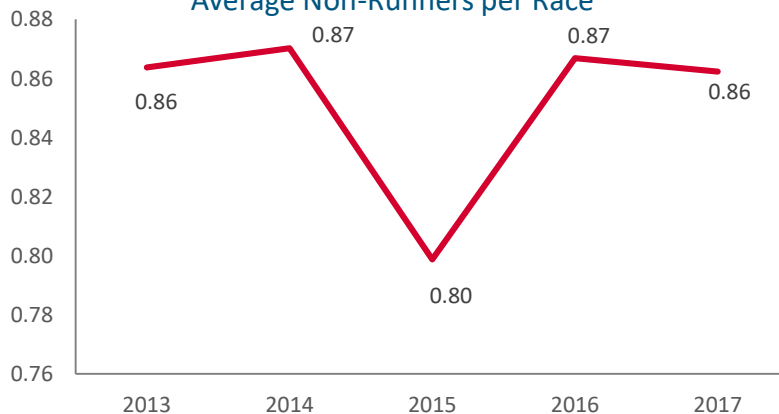
Non-Runners



Non-Runners as a % of Declarations

Code	2013	2014	2015	2016	2017
Flat	9.5%	10.2%	9.4%	9.5%	10.0%
Jump	7.8%	7.2%	6.8%	8.2%	7.3%
Total	8.9%	9.2%	8.5%	9.1%	9.1%

Average Non-Runners per Race



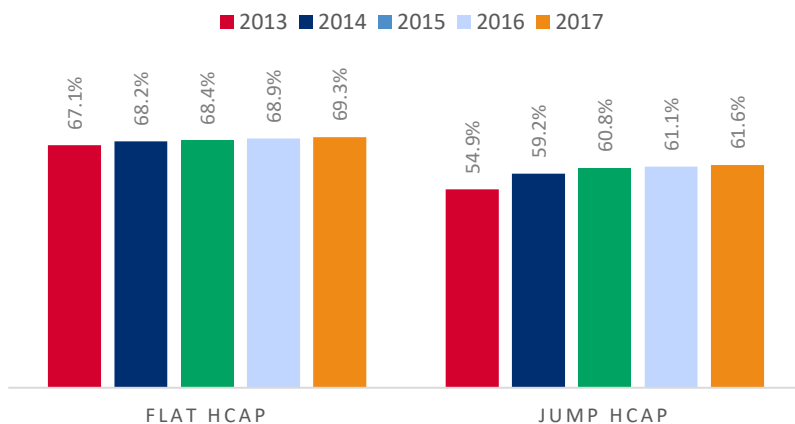
James Follows (jfollows@britishhorseracing.com)

© British Horseracing Authority
2017

Average Field Size (by Race Type)

	2013	2014	2015	2016	2017
FLAT	8.69	8.61	8.66	8.78	8.88
Pattern/Listed	8.88	9.02	9.09	9.14	9.34
Handicap	9.05	8.82	8.92	9.04	9.15
WFA Conditions	6.20	6.78	6.13	6.37	6.94
Maiden	8.62	8.63	8.51	8.73	8.66
Novice	4.63	5.12	4.91	7.47	8.39
Sellers/Claimers	6.45	6.86	6.88	6.86	7.14
Auction Races	8.14	8.02	7.94	8.06	8.13
Sales Races	17.75	17.50	14.25	16.67	23.00
STEEPLE CHASE	7.72	7.31	7.35	7.64	7.17
Pattern/Listed	12.08	11.29	11.31	11.25	11.14
Handicap	7.89	7.37	7.34	7.69	7.16
Maiden/Novice	6.05	4.81	4.83	4.70	4.52
WFA Conditions	6.50	6.40	6.67	7.00	7.00
HURDLE	9.88	9.00	8.93	9.07	8.44
Pattern/Listed	11.43	11.44	11.28	10.98	10.97
Handicap	10.28	9.22	9.21	9.56	8.86
Maiden/Novice	9.48	8.55	8.30	8.14	7.59
WFA Conditions	6.77	4.50	6.00	4.00	3.00
Sellers/Claimers	8.04	7.56	7.85	7.94	7.65
NHF RACES	9.84	9.50	9.37	8.93	8.79
HUNTER CHASES	8.56	8.97	9.02	8.78	8.30

% Races Run as Handicaps



James Follows (jfollows@britishhorseracing.com)

© British Horseracing Authority

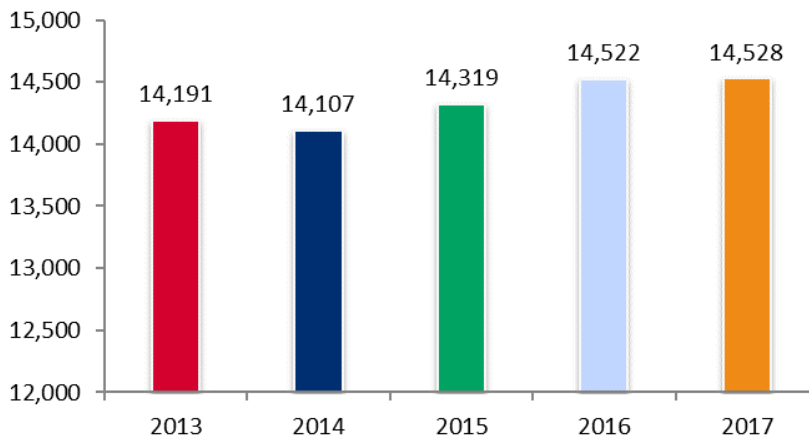
2017

Horses in Training (Monthly Average)

All

Code	2013	2014	2015	2016	2017
Flat	9,064	9,316	9,503	9,629	9,804
Jump	4,302	4,167	4,239	4,293	4,076
Dual	594	624	577	600	648
Total	14,191	14,107	14,319	14,522	14,528

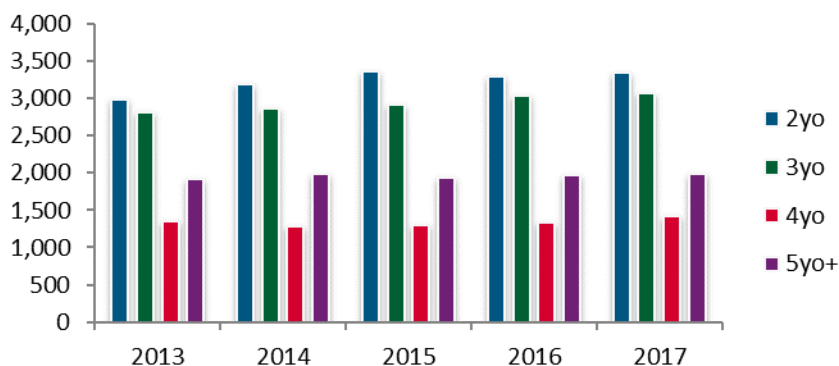
Horses in Training (All)



Flat

Age	2013	2014	2015	2016	2017
2yo	2,984	3,185	3,356	3,286	3,341
3yo	2,812	2,861	2,914	3,030	3,059
4yo	1,349	1,285	1,302	1,340	1,418
5yo+	1,920	1,984	1,931	1,972	1,986
Total	9,064	9,316	9,503	9,629	9,804

Horses in Training (Flat)



James Follows (jfollows@britishhorseracing.com)

© British Horseracing Authority
2017

Jump

Age	2013	2014	2015	2016	2017
3yo	23	32	36	29	41
4yo	419	415	455	444	463
5yo+	3,860	3,720	3,748	3,820	3,572
Total	4,302	4,167	4,239	4,293	4,076

Horses in Training (Jump)



Dual

Age	2013	2014	2015	2016	2017
3yo	16	24	18	25	34
4yo	144	139	150	134	189
5yo+	434	460	409	441	425
Total	594	624	577	600	648

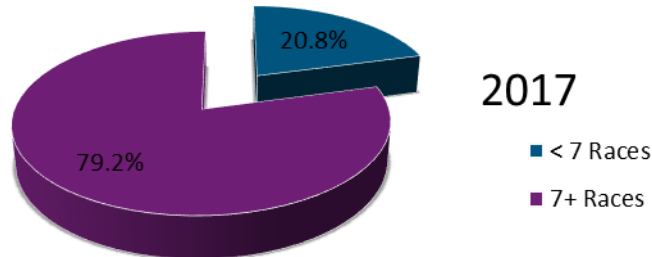
Horses in Training (Dual)



OTHER KPIs (YTD)

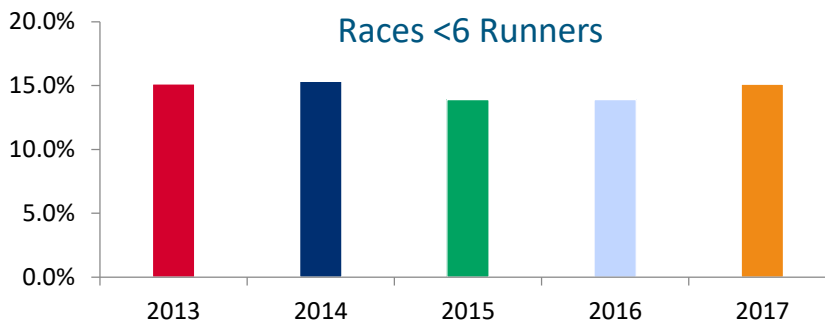
7 Race Cards

	2013	2014	2015	2016	2017
< 7 Races	15.0%	13.5%	23.1%	21.5%	20.8%
7+ Races	85.0%	86.5%	76.9%	78.5%	79.2%



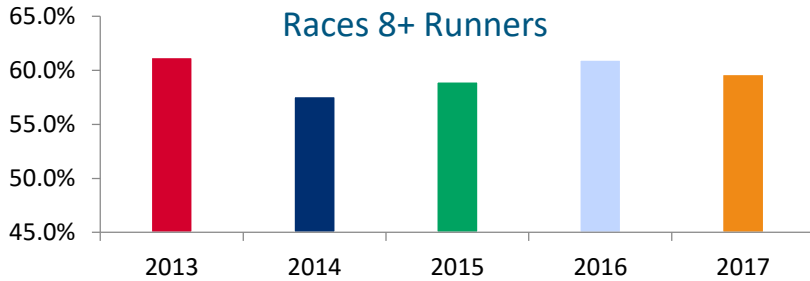
Races with fewer than 6 Runners

Code	2013	2014	2015	2016	2017
Flat	15.2%	13.7%	12.8%	11.9%	11.3%
Jump	15.0%	18.5%	15.9%	17.7%	22.1%
Total	15.1%	15.3%	13.9%	13.9%	15.1%



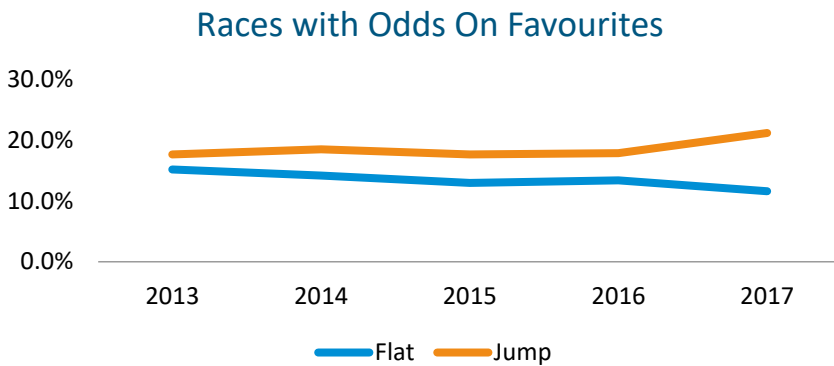
Races with 8 (or more) Runners

Code	2013	2014	2015	2016	2017
Flat	60.7%	59.6%	60.8%	62.9%	65.0%
Jump	62.1%	53.7%	55.4%	57.3%	49.6%
Total	61.2%	57.6%	58.9%	61.0%	59.6%



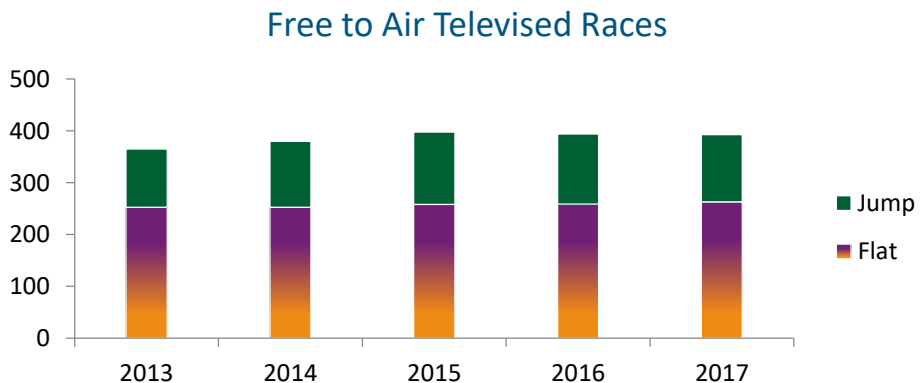
Races with Odds On Favourites

Code	2013	2014	2015	2016	2017
Flat	15.2%	14.2%	13.0%	13.4%	11.6%
Jump	17.7%	18.5%	17.7%	17.9%	21.2%
Total	16.0%	15.6%	14.7%	14.9%	15.0%



Free to Air Televised Races

Code	2013	2014	2015	2016	2017
Flat	253	253	258	259	263
Jump	112	127	140	135	130
Total	365	380	398	394	393



James Follows (jfollows@britishhorseracing.com)

2yo Novice Stakes

Year	No. of Races	Average Field Size	Penalty Carriers	Winning Penalty Carriers	Penalty Carrier Strike Rate	Penalty Carrier Impact Value
2016	208	7.68	111	35	31.5%	2.06
2017	392	8.55	199	56	28.1%	2.15

1lb and 2lb Over weights

Race Type	Races Affected	AFS	Over Weight wins	Over Weight Runners	Strike rate	Over Weight's Percentage of Rivals Beaten	IV
Flat AW	493	9.51	115	761	15.1%	57.5%	2.22
Flat Turf	210	7.93	38	289	13.1%	48.4%	1.43
Chase	870	9.36	190	1222	15.5%	56.0%	2.04
Hurdle	251	10.05	36	312	11.5%	56.2%	1.44

Mares' and Fillies' Races

Year	Code	Races	Runners	AFS	% <6 runners	Avg. Prize Fund
2016	Flat	497	4450	8.95	15.9%	£18,732
2017	Flat	512	4739	9.26	17.8%	£18,770
2016	Jump	186	1539	8.27	21.0%	£8,597
2017	Jump	218	1718	7.88	27.1%	£8,634

Flat Conditions Stakes included within BHA handicapping trial

Year	Races	Runners	AFS	Avg Fav SP	% <6 runners
2016	25	125	5.00	2.58	80.0%
2017	29	165	5.69	2.5	41.4%



BHA Racing Data Pack

August 2017

James Follows (jfollows@britishhorseracing.com)

© British Horseracing Authority
2017

1 Jan to 31 August

15