



# BHA Racing Data Pack January 2018

James Follows (jfollows@britishhorseracing.com)

© British Horseracing Authority  
2018

1 Jan to 31 Jan

1

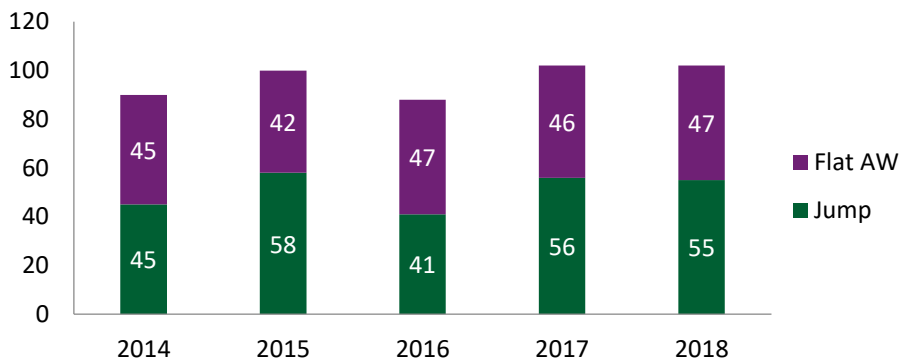
# Fixtures (YTD)

## Fixtures Scheduled

| Code         | 2014       | 2015       | 2016       | 2017       | 2018       |
|--------------|------------|------------|------------|------------|------------|
| Flat Turf    | 0          | 0          | 0          | 0          | 0          |
| Flat AW      | 44         | 42         | 47         | 47         | 46         |
| Jump         | 66         | 68         | 61         | 65         | 67         |
| <b>Total</b> | <b>110</b> | <b>110</b> | <b>108</b> | <b>112</b> | <b>113</b> |

Note: Flat includes Mixed Meetings.

## Fixtures Run



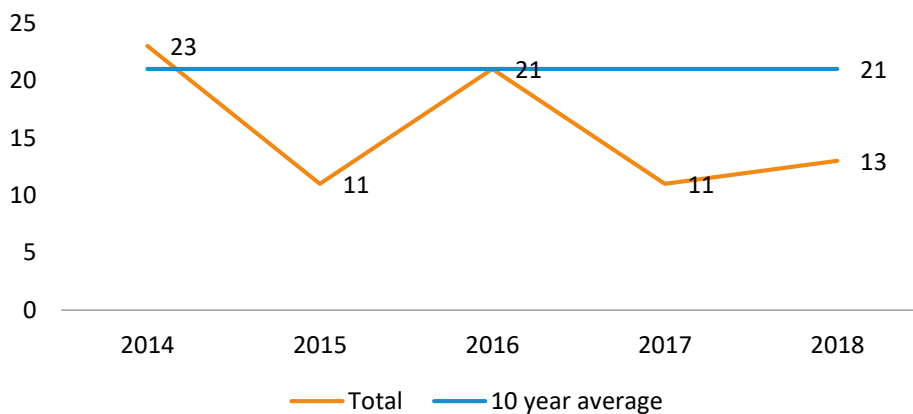
Note: includes Additional, Rescheduled & Partially Abandoned fixtures. Flat includes Mixed.

## Abandonments

| Code         | 2014      | 2015      | 2016      | 2017      | 2018      |
|--------------|-----------|-----------|-----------|-----------|-----------|
| Flat Turf    | 0         | 0         | 0         | 0         | 0         |
| Flat AW      | 0         | 0         | 0         | 1         | 0         |
| Jump         | 23        | 11        | 21        | 10        | 13        |
| <b>Total</b> | <b>23</b> | <b>11</b> | <b>21</b> | <b>11</b> | <b>13</b> |

Note: Flat includes Mixed Meetings.

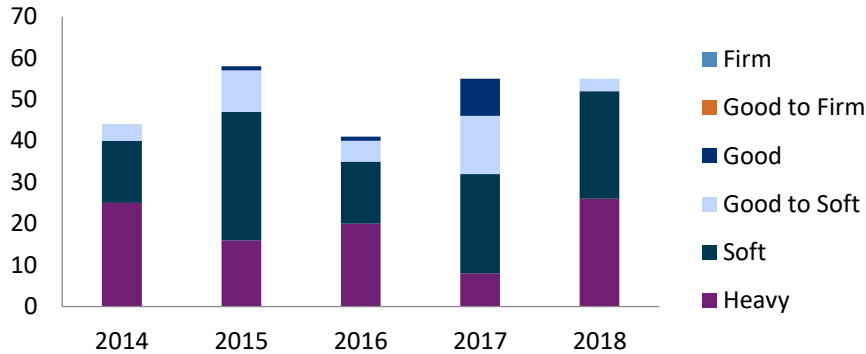
## Total Abandonments



### Turf Fixtures by Going

|              | 2014 | 2015 | 2016 | 2017 | 2018 |
|--------------|------|------|------|------|------|
| Firm         | 0    | 0    | 0    | 0    | 0    |
| Good to Firm | 0    | 0    | 0    | 0    | 0    |
| Good         | 0    | 1    | 1    | 9    | 0    |
| Good to Soft | 4    | 10   | 5    | 14   | 3    |
| Soft         | 15   | 31   | 15   | 24   | 26   |
| Heavy        | 25   | 16   | 20   | 8    | 26   |

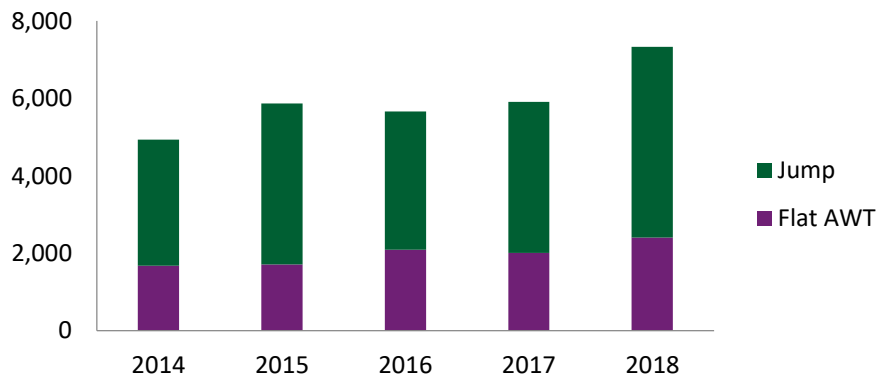
### Turf Fixtures by Going



### Total Prize Money (£ 000's)

| Code         | 2014         | 2015         | 2016         | 2017         | 2018         |
|--------------|--------------|--------------|--------------|--------------|--------------|
| Flat AWT     | 1,675        | 1,711        | 2,094        | 2,004        | 2,400        |
| Flat Turf    | 0            | 0            | 0            | 0            | 0            |
| Jump         | 3,260        | 4,154        | 3,564        | 3,909        | 4,929        |
| <b>Total</b> | <b>4,934</b> | <b>5,865</b> | <b>5,658</b> | <b>5,913</b> | <b>7,329</b> |

### Total Prize Money (£ 000's)



### Average Prize Money (£) (by race)

| Code         | 2014         | 2015         | 2016         | 2017         | 2018          |
|--------------|--------------|--------------|--------------|--------------|---------------|
| Flat AWT     | 5,168        | 6,177        | 6,670        | 6,361        | 7,341         |
| Flat Turf    | 0            | 0            | 0            | 0            | 0             |
| Jump         | 10,414       | 11,048       | 13,449       | 10,672       | 13,615        |
| <b>Total</b> | <b>7,746</b> | <b>8,982</b> | <b>9,772</b> | <b>8,678</b> | <b>10,637</b> |

James Follows (jfollows@britishhorseracing.com)

© British Horseracing Authority

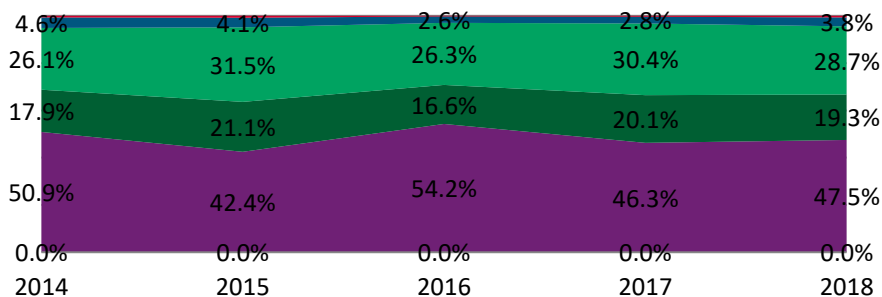
2018

# Races (YTD)

## Races Run

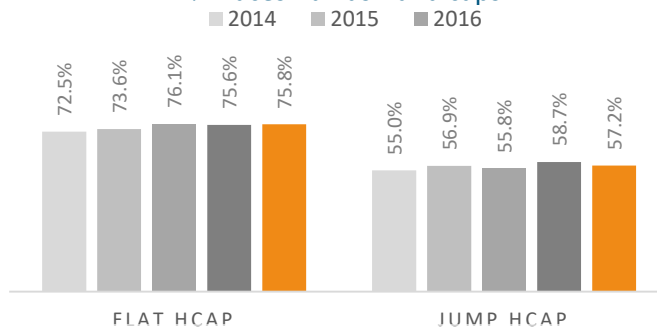
| Code          | 2014       | 2015       | 2016       | 2017       | 2018       |
|---------------|------------|------------|------------|------------|------------|
| Flat Turf     | 0          | 0          | 0          | 0          | 0          |
| Flat AW       | 324        | 277        | 314        | 315        | 327        |
| Steeple Chase | 114        | 138        | 96         | 137        | 133        |
| Hurdle        | 166        | 206        | 152        | 207        | 198        |
| NHF           | 29         | 27         | 15         | 19         | 26         |
| Hunter Chase  | 4          | 5          | 2          | 3          | 5          |
| <b>Total</b>  | <b>637</b> | <b>653</b> | <b>579</b> | <b>681</b> | <b>689</b> |

## Percentage of Races Run by Type



■ Flat Turf 
 ■ Flat AW 
 ■ Steeple Chase 
 ■ Hurdle 
 ■ NHF 
 ■ Hunter Chase

## % Races Run as Handicaps



## Number of Divisions

| Code | Type | 2017 | 2018 | 16-17 +/- |
|------|------|------|------|-----------|
| Flat | Hcap | 17   | 18   | 5.9%      |
| Flat | WFA  | 2    | 3    | 50.0%     |
| Jump | Hcap | 1    | 0    | -100.0%   |
| Jump | WFA  | 8    | 5    | -37.5%    |

## Average Field Size

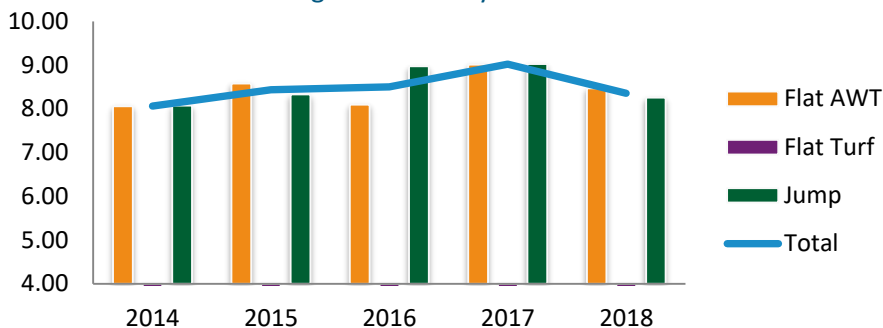
| Code         | 2014        | 2015        | 2016        | 2017        | 2018        |
|--------------|-------------|-------------|-------------|-------------|-------------|
| Flat AWT     | 8.06        | 8.58        | 8.10        | 9.02        | 8.47        |
| Flat Turf    | 0.00        | 0.00        | 0.00        | 0.00        | 0.00        |
| Flat         | 8.06        | 8.58        | 8.10        | 9.02        | 8.47        |
| Jump         | 8.08        | 8.33        | 8.98        | 9.02        | 8.26        |
| <b>Total</b> | <b>8.07</b> | <b>8.44</b> | <b>8.50</b> | <b>9.02</b> | <b>8.36</b> |

James Follows (jfollows@britishhorseracing.com)

© British Horseracing Authority

2018

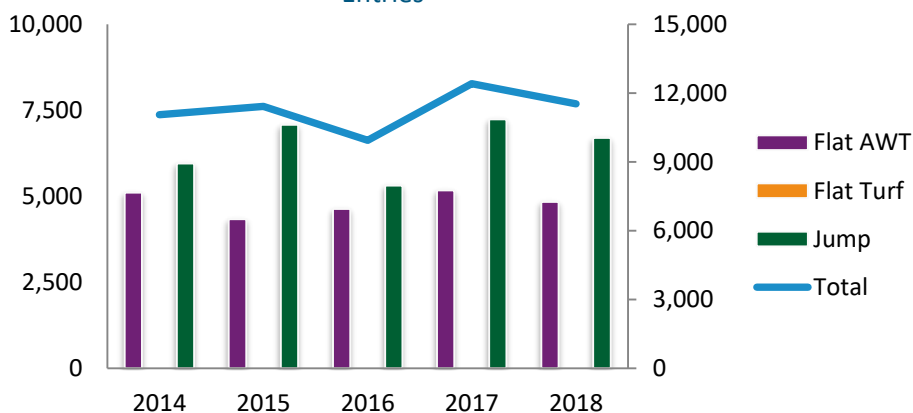
### Average Field Size by Code



### Entries

| Code         | 2014          | 2015          | 2016         | 2017          | 2018          |
|--------------|---------------|---------------|--------------|---------------|---------------|
| Flat AWT     | 5,105         | 4,335         | 4,631        | 5,177         | 4,837         |
| Flat Turf    | 0             | 0             | 0            | 0             | 0             |
| Jump         | 5,958         | 7,080         | 5,314        | 7,236         | 6,695         |
| <b>Total</b> | <b>11,063</b> | <b>11,415</b> | <b>9,945</b> | <b>12,413</b> | <b>11,532</b> |

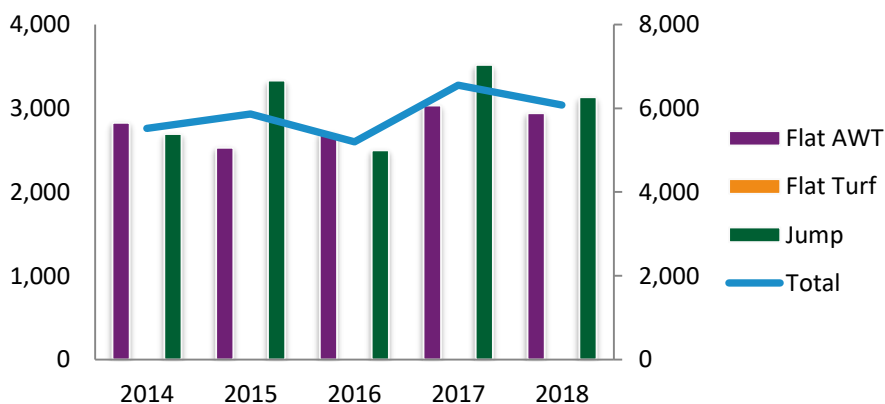
### Entries



### Declarations

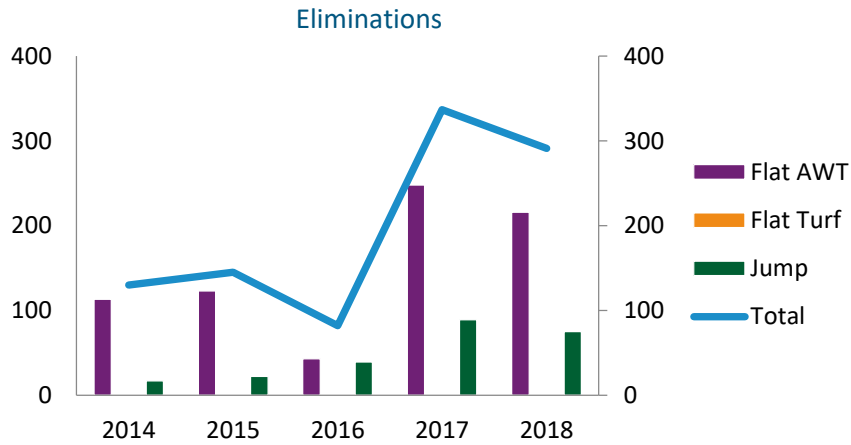
| Code         | 2014         | 2015         | 2016         | 2017         | 2018         |
|--------------|--------------|--------------|--------------|--------------|--------------|
| Flat AWT     | 2,827        | 2,531        | 2,705        | 3,032        | 2,942        |
| Flat Turf    | 0            | 0            | 0            | 0            | 0            |
| Jump         | 2,692        | 3,331        | 2,498        | 3,518        | 3,134        |
| <b>Total</b> | <b>5,519</b> | <b>5,862</b> | <b>5,203</b> | <b>6,550</b> | <b>6,076</b> |

### Declarations



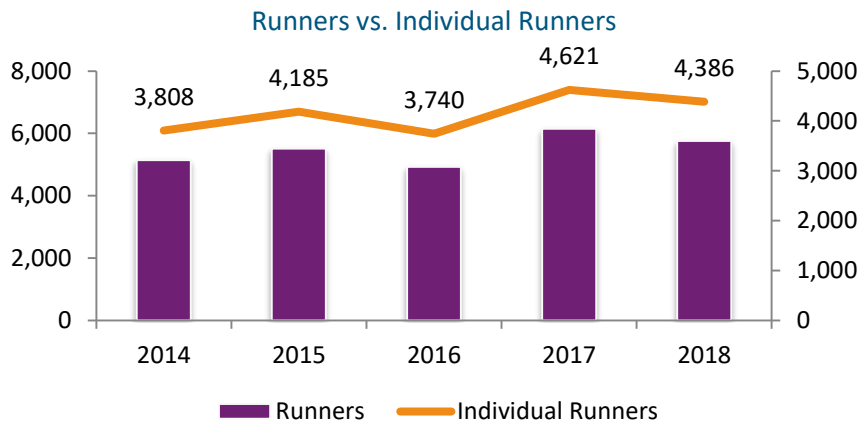
## Eliminations

| Code         | 2014       | 2015       | 2016      | 2017       | 2018       |
|--------------|------------|------------|-----------|------------|------------|
| Flat AWT     | 113        | 123        | 43        | 248        | 216        |
| Flat Turf    | 0          | 0          | 0         | 0          | 0          |
| Jump         | 17         | 22         | 39        | 89         | 75         |
| <b>Total</b> | <b>130</b> | <b>145</b> | <b>82</b> | <b>337</b> | <b>291</b> |



## Runners

| Code         | 2014         | 2015         | 2016         | 2017         | 2018         |
|--------------|--------------|--------------|--------------|--------------|--------------|
| Flat         | 2,611        | 2,376        | 2,543        | 2,840        | 2,771        |
| Jump         | 2,528        | 3,133        | 2,379        | 3,303        | 2,990        |
| <b>Total</b> | <b>5,139</b> | <b>5,509</b> | <b>4,922</b> | <b>6,143</b> | <b>5,761</b> |



## Individual Runners

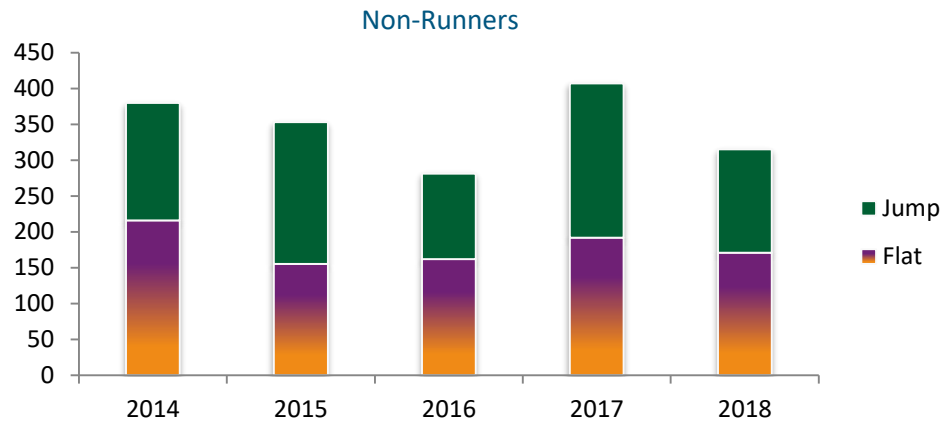
| Code         | 2014         | 2015         | 2016         | 2017         | 2018         |
|--------------|--------------|--------------|--------------|--------------|--------------|
| Flat         | 1,627        | 1,605        | 1,688        | 1,874        | 1,851        |
| Jump         | 2,162        | 2,557        | 2,037        | 2,725        | 2,520        |
| Dual         | 19           | 23           | 15           | 22           | 15           |
| <b>Total</b> | <b>3,808</b> | <b>4,185</b> | <b>3,740</b> | <b>4,621</b> | <b>4,386</b> |

### Average No. of Runs per Horse

| Code         | 2014        | 2015        | 2016        | 2017        | 2018        |
|--------------|-------------|-------------|-------------|-------------|-------------|
| Flat         | 1.59        | 1.46        | 1.49        | 1.50        | 1.48        |
| Jump         | 1.16        | 1.21        | 1.16        | 1.20        | 1.18        |
| <b>Total</b> | <b>1.35</b> | <b>1.32</b> | <b>1.32</b> | <b>1.33</b> | <b>1.31</b> |

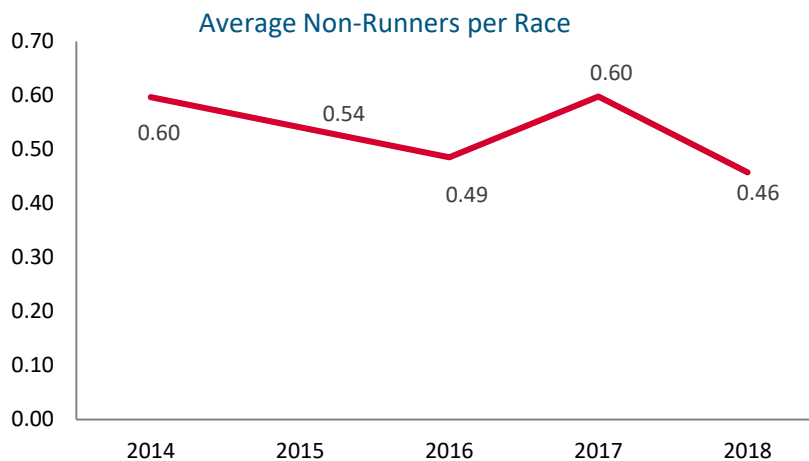
### Non-Runners

| Code         | 2014       | 2015       | 2016       | 2017       | 2018       |
|--------------|------------|------------|------------|------------|------------|
| Flat         | 216        | 155        | 162        | 192        | 171        |
| Jump         | 164        | 198        | 119        | 215        | 144        |
| <b>Total</b> | <b>380</b> | <b>353</b> | <b>281</b> | <b>407</b> | <b>315</b> |



### Non-Runners as a % of Declarations

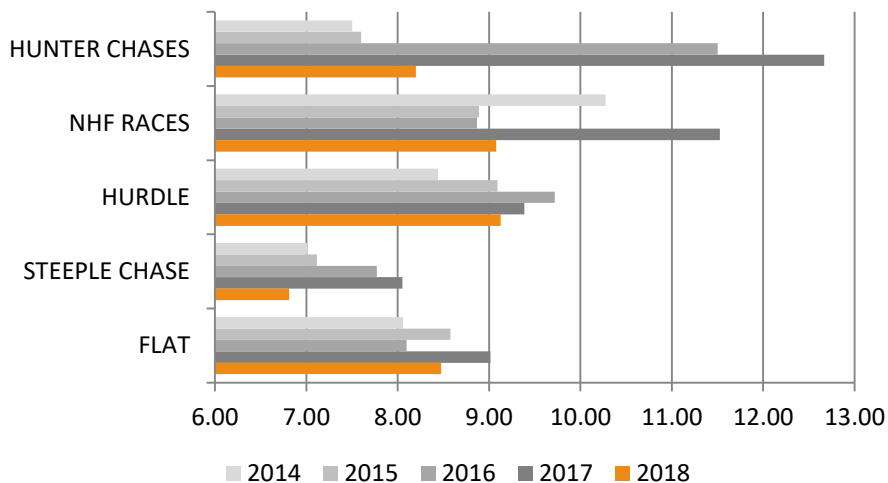
| Code         | 2014        | 2015        | 2016        | 2017        | 2018        |
|--------------|-------------|-------------|-------------|-------------|-------------|
| Flat         | 7.6%        | 6.1%        | 6.0%        | 6.3%        | 5.8%        |
| Jump         | 6.1%        | 5.9%        | 4.8%        | 6.1%        | 4.6%        |
| <b>Total</b> | <b>6.9%</b> | <b>6.0%</b> | <b>5.4%</b> | <b>6.2%</b> | <b>5.2%</b> |



### Average Field Size (by race type)

|                      | 2014         | 2015        | 2016         | 2017         | 2018        |
|----------------------|--------------|-------------|--------------|--------------|-------------|
| <b>FLAT</b>          | <b>8.06</b>  | <b>8.58</b> | <b>8.10</b>  | <b>9.02</b>  | <b>8.47</b> |
| Pattern/Listed       | 0.00         | 0.00        | 0.00         | 0.00         | 0.00        |
| Handicap             | 8.64         | 9.04        | 8.46         | 9.46         | 8.84        |
| WFA Conditions       | 5.67         | 4.78        | 5.20         | 5.78         | 6.22        |
| Maiden               | 7.60         | 8.79        | 7.94         | 8.55         | 9.00        |
| Novice               | 0.00         | 0.00        | 0.00         | 0.00         | 7.23        |
| Sellers/Claimers     | 5.95         | 6.32        | 6.41         | 7.07         | 6.31        |
| Auction Races        | 6.78         | 7.47        | 6.95         | 7.33         | 8.50        |
| Sales Races          | 0.00         | 0.00        | 0.00         | 0.00         | 0.00        |
| <b>STEEPLE CHASE</b> | <b>7.01</b>  | <b>7.12</b> | <b>7.77</b>  | <b>8.05</b>  | <b>6.81</b> |
| Pattern/Listed       | 8.18         | 7.80        | 9.15         | 9.15         | 8.40        |
| Handicap             | 7.33         | 7.24        | 8.13         | 8.30         | 6.98        |
| Maiden/Novice        | 4.40         | 5.25        | 4.09         | 5.47         | 3.85        |
| WFA Conditions       | 5.00         | 6.00        | 5.00         | 6.00         | 4.00        |
| <b>HURDLE</b>        | <b>8.44</b>  | <b>9.09</b> | <b>9.72</b>  | <b>9.39</b>  | <b>9.13</b> |
| Pattern/Listed       | 7.00         | 7.33        | 8.00         | 7.92         | 7.38        |
| Handicap             | 8.94         | 9.18        | 10.43        | 9.75         | 9.54        |
| Maiden/Novice        | 8.41         | 9.37        | 9.42         | 9.29         | 9.10        |
| WFA Conditions       | 3.00         | 7.00        | 0.00         | 0.00         | 0.00        |
| Sellers/Claimers     | 5.25         | 7.33        | 6.00         | 6.33         | 7.00        |
| <b>NHF RACES</b>     | <b>10.28</b> | <b>8.89</b> | <b>8.87</b>  | <b>11.53</b> | <b>9.08</b> |
| <b>HUNTER CHASES</b> | <b>7.50</b>  | <b>7.60</b> | <b>11.50</b> | <b>12.67</b> | <b>8.20</b> |

### Average Field Size by Race Type



James Follows (jfollows@britishhorseracing.com)

© British Horseracing Authority

2018



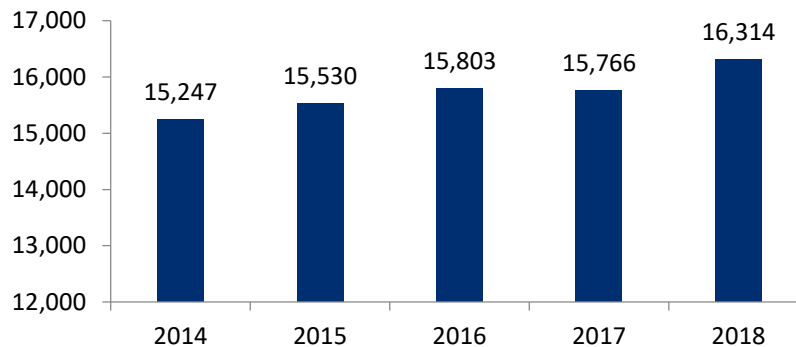
# Horses in Training (YTD Totals)

## All

| Code         | 2014          | 2015          | 2016          | 2017          | 2018          |
|--------------|---------------|---------------|---------------|---------------|---------------|
| Flat         | 9,037         | 9,331         | 9,616         | 9,481         | 9,721         |
| Jump         | 5,875         | 5,899         | 5,853         | 5,982         | 5,979         |
| Dual         | 335           | 300           | 334           | 303           | 614           |
| <b>Total</b> | <b>15,247</b> | <b>15,530</b> | <b>15,803</b> | <b>15,766</b> | <b>16,314</b> |

*Note: Excludes Hunters. All HIT Figures are a count of every individual horse registered as in training, year to date. Some horses have been reclassified as Dual if running over both codes in the preceding 90 days.*

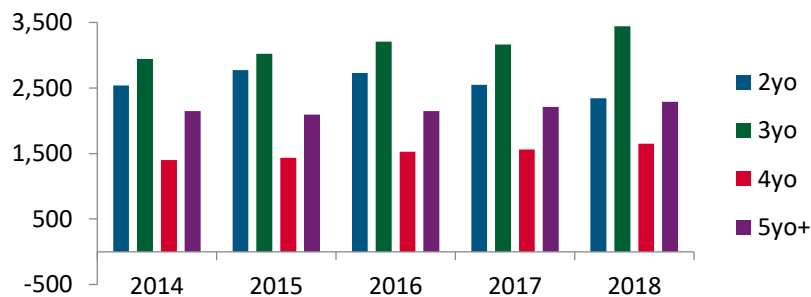
## Horses in Training (All)



## Flat

| Age          | 2014         | 2015         | 2016         | 2017         | 2018         |
|--------------|--------------|--------------|--------------|--------------|--------------|
| 2yo          | 2,539        | 2,775        | 2,728        | 2,546        | 2,343        |
| 3yo          | 2,946        | 3,024        | 3,210        | 3,164        | 3,441        |
| 4yo          | 1,403        | 1,437        | 1,528        | 1,560        | 1,648        |
| 5yo+         | 2,149        | 2,095        | 2,150        | 2,211        | 2,289        |
| <b>Total</b> | <b>9,037</b> | <b>9,331</b> | <b>9,616</b> | <b>9,481</b> | <b>9,721</b> |

## Horses in Training (Flat)

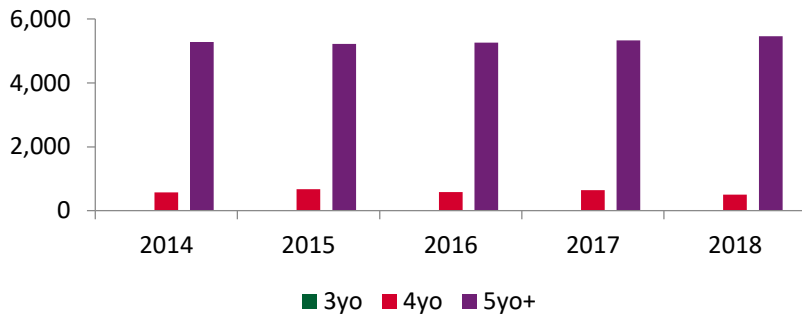


## Jump

| Age          | 2014         | 2015         | 2016         | 2017         | 2018         |
|--------------|--------------|--------------|--------------|--------------|--------------|
| 3yo          | 17           | 9            | 13           | 5            | 8            |
| 4yo          | 577          | 673          | 582          | 646          | 504          |
| 5yo+         | 5,281        | 5,217        | 5,258        | 5,331        | 5,467        |
| <b>Total</b> | <b>5,875</b> | <b>5,899</b> | <b>5,853</b> | <b>5,982</b> | <b>5,979</b> |

Note: Excludes Hunters.

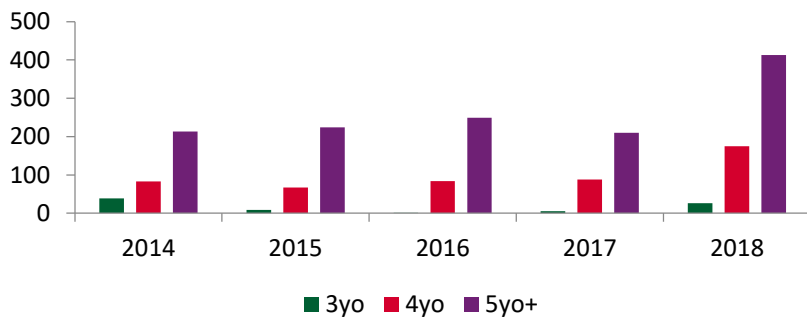
### Horses in Training (Jump)



## Dual

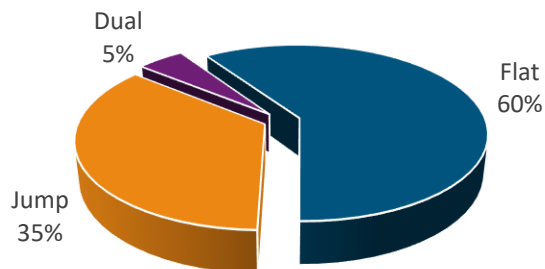
| Age          | 2014       | 2015       | 2016       | 2017       | 2018       |
|--------------|------------|------------|------------|------------|------------|
| 3yo          | 39         | 9          | 1          | 5          | 26         |
| 4yo          | 83         | 67         | 84         | 88         | 175        |
| 5yo+         | 213        | 224        | 249        | 210        | 413        |
| <b>Total</b> | <b>335</b> | <b>300</b> | <b>334</b> | <b>303</b> | <b>614</b> |

### Horses in Training (Dual)



### January HIT Breakdown

| Code         | 2018          |
|--------------|---------------|
| Flat         | 9,721         |
| Jump         | 5,979         |
| Dual         | 614           |
| <b>Total</b> | <b>16,314</b> |



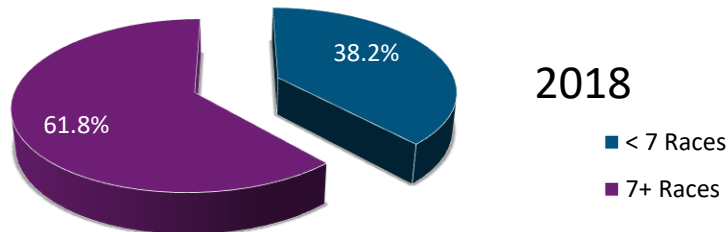
James Follows (jfollows@britishhorseracing.com)

© British Horseracing Authority  
2018

# OTHER KPIs (Full Year)

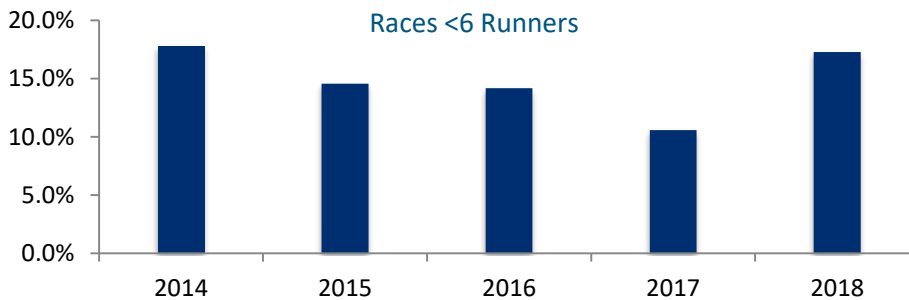
## 7 Race Cards

|           | 2014  | 2015  | 2016  | 2017  | 2018  |
|-----------|-------|-------|-------|-------|-------|
| < 7 Races | 7.8%  | 52.0% | 43.2% | 43.1% | 38.2% |
| 7+ Races  | 92.2% | 48.0% | 56.8% | 56.9% | 61.8% |



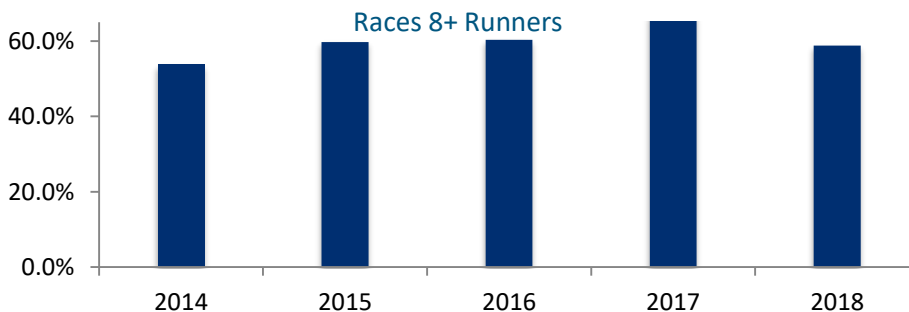
## Races with fewer than 6 Runners

| Code         | 2014         | 2015         | 2016         | 2017         | 2018         |
|--------------|--------------|--------------|--------------|--------------|--------------|
| Flat         | 17.3%        | 14.4%        | 14.0%        | 8.9%         | 13.5%        |
| Jump         | 18.2%        | 14.6%        | 14.3%        | 12.0%        | 20.7%        |
| <b>Total</b> | <b>17.7%</b> | <b>14.5%</b> | <b>14.2%</b> | <b>10.6%</b> | <b>17.3%</b> |



## Races with 8 (or more) Runners

| Code         | 2014         | 2015         | 2016         | 2017         | 2018         |
|--------------|--------------|--------------|--------------|--------------|--------------|
| Flat         | 56.2%        | 65.0%        | 56.7%        | 71.7%        | 64.2%        |
| Jump         | 51.1%        | 55.9%        | 64.5%        | 63.4%        | 53.9%        |
| <b>Total</b> | <b>53.7%</b> | <b>59.7%</b> | <b>60.3%</b> | <b>67.3%</b> | <b>58.8%</b> |



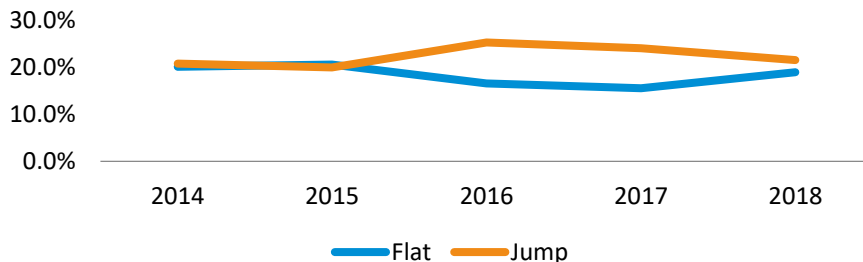
James Follows (jfollows@britishhorseracing.com)

© British Horseracing Authority  
2018

### Races with Odds On and Evens Favourites

| Code         | 2014         | 2015         | 2016         | 2017         | 2018         |
|--------------|--------------|--------------|--------------|--------------|--------------|
| Flat         | 20.1%        | 20.6%        | 16.6%        | 15.6%        | 19.0%        |
| Jump         | 20.8%        | 19.9%        | 25.3%        | 24.0%        | 21.5%        |
| <b>Total</b> | <b>20.4%</b> | <b>20.2%</b> | <b>20.6%</b> | <b>20.1%</b> | <b>20.3%</b> |

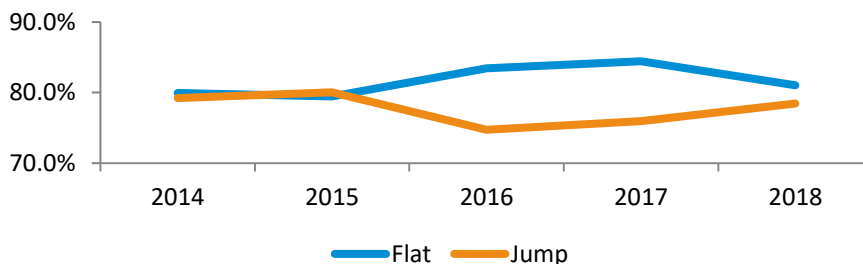
### Races with Odds On and Evens Favourites



### Races with Odds Against Favourites

| Code         | 2014         | 2015         | 2016         | 2017         | 2018         |
|--------------|--------------|--------------|--------------|--------------|--------------|
| Flat         | 79.9%        | 79.4%        | 83.4%        | 84.4%        | 81.0%        |
| Jump         | 79.2%        | 80.1%        | 74.7%        | 76.0%        | 78.5%        |
| <b>Total</b> | <b>79.6%</b> | <b>79.8%</b> | <b>79.4%</b> | <b>79.9%</b> | <b>79.7%</b> |

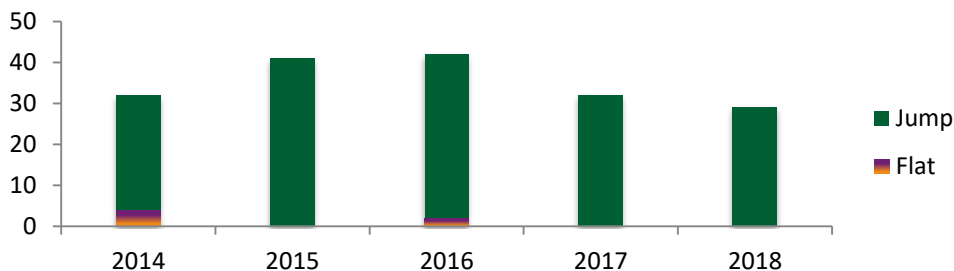
### Races with Odds Against Favourites



### Free to Air Televised Races

| Code         | 2014      | 2015      | 2016      | 2017      | 2018      |
|--------------|-----------|-----------|-----------|-----------|-----------|
| Flat         | 4         | 0         | 2         | 0         | 0         |
| Jump         | 28        | 41        | 40        | 32        | 29        |
| <b>Total</b> | <b>32</b> | <b>41</b> | <b>42</b> | <b>32</b> | <b>29</b> |

### Free to Air Televised Races



## Horses running from 1lb or 2lb above the rating band in handicaps

| Race Type | Races Affected | AFS   | Over Weight wins | Over Weight Runners | Strike rate | Over Weight's Percentage of Rivals Beaten | IV   |
|-----------|----------------|-------|------------------|---------------------|-------------|---|------|
| Flat AW   | 106            | 9.81  | 22               | 146                 | 15.1%       | 61.1%                                     | 1.43 |
| Chase     | 31             | 9.13  | 3                | 41                  | 7.3%        | 45.2%                                     | 0.62 |
| Hurdle    | 33             | 10.67 | 7                | 42                  | 16.7%       | 59.4%                                     | 1.63 |

## Mares' and Fillies' Races

| Year | Code | Races | Runners | AFS  | % <6 runners | Avg. Prize Fund |
|------|------|-------|---------|------|--------------|-----------------|
| 2017 | Flat | 23    | 185     | 8.04 | 8.7%         | £7,567          |
| 2018 | Flat | 19    | 142     | 7.47 | 31.6%        | £9,705          |
| 2017 | Jump | 36    | 291     | 8.08 | 22.2%        | £8,664          |
| 2018 | Jump | 34    | 282     | 8.29 | 23.5%        | £11,870         |

## Flat Conditions Stakes (included within BHA handicapping trial)

| Year | Races | Runners | AFS  | Avg Fav SP | % <6 runners |
|------|-------|---------|------|------------|--------------|
| 2017 | 8     | 45      | 5.63 | 2.49       | 62.5%        |
| 2018 | 8     | 48      | 6.00 | 1.93       | 50.0%        |



# BHA Racing Data Pack January 2018

James Follows (jfollows@britishhorseracing.com)

© British Horseracing Authority  
2018

1 Jan to 31 Jan

14